

A world of investing.®



Putnam Focused Large Cap Growth ETF

Annual report

8 | 31 | 23



Growth funds look for stocks of companies that have the potential to grow over time.

FUND SYMBOL
PGRO

Putnam Focused Large Cap Growth ETF

Annual report

8 | 31 | 23

Message from the Trustees	1
Interview with your fund's portfolio managers	3
Your fund's performance	7
Your fund's expenses	8
Comparative index definitions	10
Other information for shareholders	11
Important notice regarding Putnam's privacy policy	12
Trustee approval of management contracts	13
Audited financial statements	20
Report of Independent Registered Public Accounting Firm	21
Federal tax information	35
Shareholder meeting results	36
About the Trustees	37
Officers	39

Message from the Trustees

October 13, 2023

Dear Shareholder:

Stocks rose across most global markets in the 12 months ended August 31, 2023. During this time, the U.S. economy continued to expand despite worries about a potential recession. Enthusiasm over the innovation of generative artificial intelligence helped lift investor sentiment. Stock performance in non-U.S. markets generally lagged U.S. markets. Growth in the eurozone stalled in the winter of 2022–2023 amid Russia’s war against Ukraine, while China’s economy struggled given its heavily indebted property sector.

Bond market performance was mostly lackluster over the period, although some sectors posted gains. The U.S. Federal Reserve has continued to raise interest rates but at a more gradual pace compared with 2022. U.S. inflation has eased but is still above the Fed’s 2% target. Against this backdrop, investors are weighing the impact of high borrowing costs and tighter lending conditions at banks.

As active managers, your investment team continues to research attractive opportunities for your fund while monitoring risks. This report offers an update on their efforts.

Thank you for investing with Putnam.

Respectfully yours,



A handwritten signature in black ink that reads "Robert L. Reynolds".

Robert L. Reynolds
President and Chief Executive Officer
Putnam Investments

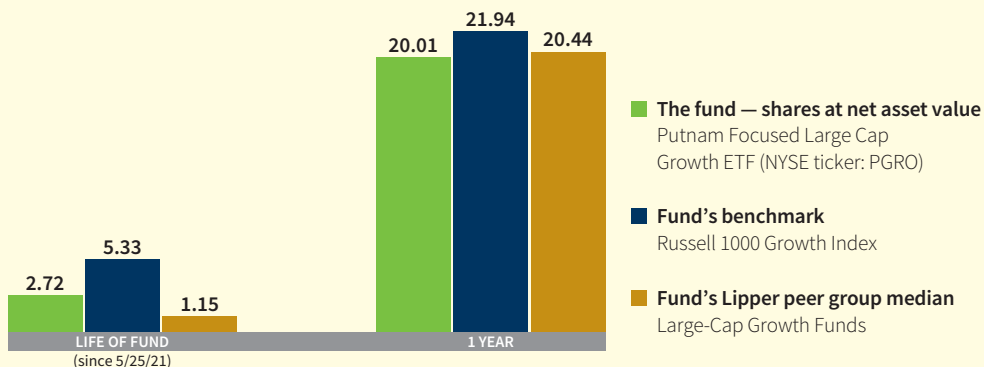


A handwritten signature in black ink that reads "Kenneth R. Leibler".

Kenneth R. Leibler
Chair, Board of Trustees

Performance history as of 8/31/23

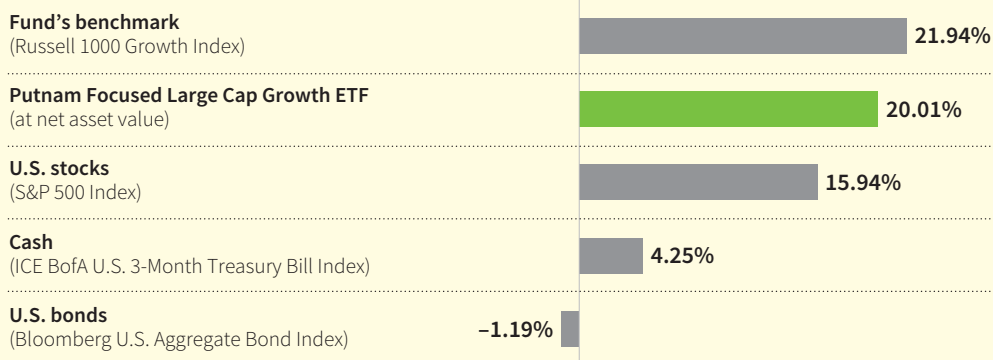
Annualized total return (%) comparison



Data are historical. Past performance does not guarantee future results. More recent returns may be less or more than those shown. Share price, principal value, and return will fluctuate, and you may have a gain or a loss when you sell your shares. Performance of fund shares assumes reinvestment of distributions and does not account for taxes. Fund returns in the bar chart are at net asset value (NAV). See below and pages 7–8 for additional performance information, including fund returns at market price. For a portion of the period, the fund had expense limitations, without which returns would have been lower. Index results should be compared with fund performance at NAV. To obtain the most recent month-end performance, please visit putnam.com or call 1-833-228-5577 (toll free).

Lipper peer group median is provided by Lipper, a Refinitiv company.

Recent broad market index and fund performance



This comparison shows your fund's performance in the context of broad market indexes for the 12 months ended 8/31/23. See above and pages 7–8 for additional fund performance information. Index descriptions can be found on page 10.

All Bloomberg indices are provided by Bloomberg Index Services Limited.

Interview with your fund's portfolio managers

Richard Bodzy and Greg McCullough discuss the investing environment and fund performance for the 12 months ended August 31, 2023, and provide their outlook for the fund.



Richard E. Bodzy
Portfolio Manager

Richard has an M.B.A. from the Darden School of Business at the University of Virginia and a B.A. from the University of Michigan. He joined Putnam in 2009. Richard served in the investment industry from 2004 to 2006. After completing his M.B.A., he rejoined the investment industry in 2008.



Gregory D. McCullough, CFA
Portfolio Manager

Greg has an M.B.A. from the Darden School of Business at the University of Virginia and a B.A. from Davidson College. He joined Putnam in 2019 and has been in the investment industry since 2008.

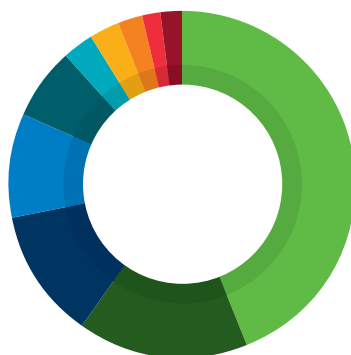
How were market conditions during the 12-month reporting period ended August 31, 2023?

Large-cap growth stocks delivered strong performance, with all the gains coming in the second half of the reporting period. However, macroeconomic issues weighed on investor sentiment at times. One of the biggest headwinds resulted from efforts by the Federal Reserve to tame historically high inflation by sharply raising interest rates. Many investors feared high interest rates would tip the U.S. economy into a recession.

With signs of inflation easing in the final months of calendar 2022 and the prospect of an end to interest-rate hikes, calendar 2023 began on a bright note. Large-cap growth stocks, as measured by the fund's benchmark, the Russell 1000 Growth Index, climbed 8.33% in January 2023. Recession concerns resumed in February, and new worries emerged in March due to turmoil in the banking sector. Quick actions by global central banks minimized systemic risk. However, distress over banks' balance sheets escalated recession fears and led to changing expectations about the future path of monetary policy. The interest-rate-sensitive information technology sector, led by artificial

Sector allocations

● Information technology	43.9%
● Consumer discretionary	15.9
● Communication services	12.1
● Health care	9.7
● Financials	6.7
● Industrials	2.9
● Consumer staples	2.8
● Real estate	2.3
● Materials	1.7
● Cash and net other assets	2.0



Allocations are shown as a percentage of the fund's net assets as of 8/31/23. Cash and net other assets, if any, represent the market value weights of cash, derivatives, short-term securities, and other unclassified assets in the portfolio. Summary information may differ from the portfolio schedule included in the financial statements due to the inclusion of derivative securities, any interest accruals, the exclusion of as-of trades, if any, the use of different classifications of securities for presentation purposes, and rounding. Holdings and allocations may vary over time. Due to rounding, percentages may not equal 100%.

Top 10 holdings

HOLDING (PERCENTAGE OF FUND'S NET ASSETS)	INDUSTRY
Microsoft Corp. (11.9%)	Software
Apple, Inc. (11.7%)	Technology hardware, storage, and peripherals
NVIDIA Corp. (6.6%)	Semiconductors and semiconductor equipment
Amazon.com, Inc. (6.5%)	Broadline retail
Alphabet, Inc. Class A (5.8%)	Interactive media and services
Meta Platforms, Inc. Class A (4.0%)	Interactive media and services
Mastercard, Inc. Class A (3.0%)	Financial services
Tesla, Inc. (3.0%)	Automobiles
UnitedHealth Group, Inc. (2.9%)	Health care providers and services
Broadcom, Inc. (2.9%)	Semiconductors and semiconductor equipment

The table shows the fund's top 10 individual holdings and the percentage of the fund's net assets that each represented as of 8/31/23. Short-term investments, to-be-announced (TBA) commitments, and derivatives, if any, are excluded. Holdings may vary over time.

“ Our thematic approach remains a critical part of our investment process and a distinct feature of the fund. ”

intelligence [AI] stocks, began a multi-month rally that lasted until the final weeks of the reporting period.

The equity rally, which was initially led by a concentrated set of mega-cap growth companies, broadened out in June and July 2023 to include smaller-cap stocks and industry sectors perceived as high risk. Positive earnings reports and data showing inflation easing further added to the rally's momentum. In June 2023, the Fed held its policy interest rate steady. At its annual conference in August 2023, the Fed stated that it would “proceed carefully” and continue making data-driven decisions on a meeting-to-meeting basis. As part of this process, the Fed mentioned it would try to balance the risk of doing too much and slowing growth against the risk of doing too little and increasing inflation.

For the 12-month reporting period, large-cap growth stocks rose 21.94%, as measured by the fund's benchmark. The broader U.S. stock market returned 15.94%, as measured by the S&P 500 Index.

How did the fund perform in this environment?

For the 12-month reporting period ended August 31, 2023, the fund underperformed its benchmark. It is worth noting that the fund's calendar year-to-date return was 32.69% as of the close of the period.

What were some stocks that helped the fund's performance relative to its benchmark for the reporting period?

An overweight position in NVIDIA, which delivered triple-digit performance for the reporting period, was the top contributor to benchmark-relative performance. NVIDIA

produces graphics processing units [GPUs] that are used for gaming and entertainment as well as for AI. NVIDIA is currently one of the few suppliers of the GPUs needed to run generative AI. We believe the company will continue to benefit from growth in generative AI, which is advancing at a remarkable pace, in our view, and leverages massive computing power. NVIDIA is already generating \$15 billion — about 50% of its total revenues — from AI-related demand.

An overweight position in Cadence Design Systems, which is the second-largest player in the electronic design automation [EDA] market, also contributed to relative performance. The company produces hardware, software, and silicon that facilitate and enable chip design. This focus positioned it to benefit from the AI tailwind that we saw across the technology sector generated by the likes of NVIDIA. We are at the very beginning stages of a multiyear — and potentially decade-long — shift in the growth rate for EDA companies, in our view. Furthermore, we believe EDA companies are supported by secular trends, such as the Internet of things, machine learning, and AI. In our view, Wall Street estimates for the company in future years appear low. We believe the company should generate roughly a billion dollars in free cash flow next year.

What were some holdings that detracted from relative performance for the reporting period?

An overweight position in American Tower was the top detractor from performance for the 12-month period. Despite its recent underperformance, we believe the company continues to offer strong long-term growth potential. This company rents space on towers and rooftop antennas to wireless carriers and broadcasters — businesses that are making the transition to 5G wireless technology. We believe the rapid growth in connected devices and systems should drive carriers to invest rapidly in 5G networks globally over the next 15 years.

An underweight exposure to Adobe, a computer software company, also weighed on benchmark-relative performance. Adobe posted stronger-than-expected results during the reporting period due to management's ability to deliver earnings and revenue that exceeded scaled-back expectations. We limited the fund's exposure to the stock due to what we viewed as uninspiring top-line growth of 9% year over year for 2023. Given our expectation that anti-competition regulatory decisions surrounding Adobe's pending acquisition of Figma and increased competition from start-ups would weigh on the stock, we sold the position before period-end.

What is your outlook for the months ahead?

We continue to see exciting trends that we believe can drive sustained growth for many businesses. We are focused on companies with a narrow range of operational and financial outcomes. We look for high-quality business models and stronger track records that we believe will likely prove more resilient in a wide array of operating and market scenarios.

Our thematic approach remains a critical part of our investment process and a distinct feature

of the fund. Together with a team of analysts, we continue to examine global trends as well as problems and potential solutions. From this analysis, we identify which themes could drive sustained growth for businesses over a multiyear time horizon.

We believe you must be present to win. This means staying invested for the long term in good markets and challenging ones. We don't try to pinpoint which day, month, or quarter a stock will outperform. We look for durable growth companies that tend to perform competitively within their industries across a full economic cycle.

Thank you, Richard and Greg, for your time and insights today.

The views expressed in this report are exclusively those of Putnam Management and are subject to change. They are not meant as investment advice.

Please note that the holdings discussed in this report may not have been held by the fund for the entire period. Portfolio composition is subject to review in accordance with the fund's investment strategy and may vary in the future. Current and future portfolio holdings are subject to risk.

Your fund's performance

This section shows your fund's performance, price, and distribution information for periods ended August 31, 2023, the end of its most recent fiscal year. We also include performance information as of the most recent calendar quarter-end. Performance should always be considered in light of a fund's investment strategy. Data represent past performance. Past performance does not guarantee future results. More recent returns may be less or more than those shown. Investment return, net asset value, and market price will fluctuate, and you may have a gain or a loss when you sell your shares. For the most recent month-end performance, please visit putnam.com or call 1-833-228-5577 (toll-free).

Annualized fund performance Total return for periods ended 8/31/23

	Life of fund (since 5/25/21)	1 year
Net asset value	2.72%	20.01%
Market price	2.75	19.85

Current performance may be lower or higher than the quoted past performance, which cannot guarantee future results. Performance assumes reinvestment of distributions and does not account for taxes.

Performance includes the deduction of management fees.

For a portion of the periods, the fund had expense limitations, without which returns would have been lower.

Comparative annualized index returns For periods ended 8/31/23

	Life of fund (since 5/25/21)	1 year
Russell 1000 Growth Index	5.33%	21.94%
Lipper Large-Cap Growth Funds category median*	1.15	20.44

Index and Lipper results should be compared with fund performance at net asset value.

Lipper peer group median is provided by Lipper, a Refinitiv company.

* Over the 1-year and life-of-fund periods ended 8/31/23, there were 666 and 642 funds, respectively, in this Lipper category.

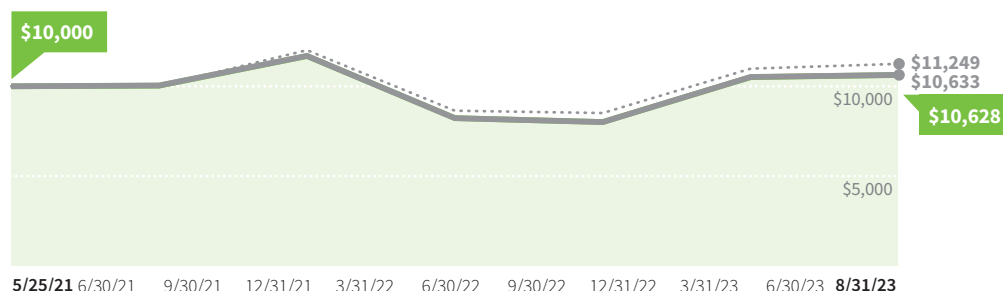
Change in the value of a \$10,000 investment

Cumulative total return from 5/25/21 (commencement of fund operations) to 8/31/23

▲ Putnam Focused Large Cap Growth ETF at net asset value — \$10,628

▲ Putnam Focused Large Cap Growth ETF at market price — \$10,633

▲ Russell 1000 Growth Index — \$11,249



Past performance does not indicate future results.

Fund price and distribution information For the 12-month period ended 8/31/23

Distributions		
Number	1	
Income	\$0.024	
Capital gains	—	
Total	\$0.024	
Share value	Net asset value	Market price
8/31/22	\$22.14	\$22.18
8/31/23	26.54	26.55

The classification of distributions, if any, is an estimate. Final distribution information will appear on your year-end tax forms.

Annualized fund performance as of most recent calendar quarter

Total return for periods ended 9/30/23

	Life of fund (since 5/25/21)	1 year
Net asset value	0.15%	25.44%
Market price	0.16	25.38

See the discussion following the fund performance table on page 7 for information about the calculation of fund performance.

Your fund's expenses

As an investor, you pay ongoing expenses, such as management fees, and other expenses (with certain exceptions). In the most recent six-month period, your fund's expenses were limited; had expenses not been limited, they would have been higher. Using the following information, you can estimate how these expenses affect your investment and compare them with the expenses of other funds. You may also pay brokerage commissions in connection with your purchase or sale of shares of the fund, which are not shown in this section and would have resulted in higher total expenses. The expenses shown in the example also do not reflect transaction costs, which would have resulted in higher total expenses. For more information, see your fund's prospectus or talk to your financial representative.

Expense ratios

Total annual operating expenses for the fiscal year ended 8/31/22	0.55%
Annualized expense ratio for the six-month period ended 8/31/23*	0.54%

Fiscal year expense information in this table is taken from the most recent prospectus, is subject to change, and may differ from that shown for the annualized expense ratio and in the financial highlights of this report.

Expenses are shown as a percentage of average net assets.

* Expense ratio is for the fund's most recent fiscal half year. As a result of this, the ratio may differ from the expense ratio based on one-year data in the financial highlights.

Expenses per \$1,000

The following table shows the expenses you would have paid on a \$1,000 investment in the fund from 3/1/23 to 8/31/23. It also shows how much a \$1,000 investment would be worth at the close of the period, assuming *actual returns* and expenses.

Expenses paid per \$1,000*†	\$3.05
Ending value (after expenses)	\$1,244.30

* Expenses are calculated using the fund's annualized expense ratio, which represents the ongoing expenses as a percentage of average net assets for the six months ended 8/31/23.

† Expenses are calculated by multiplying the expense ratio by the average account value for the period; then multiplying the result by the number of days in the period (184); and then dividing that result by the number of days in the year (365).

Estimate the expenses you paid

To estimate the ongoing expenses you paid for the six months ended 8/31/23, use the following calculation method. To find the value of your investment on 3/1/23, call 1-833-228-5577.

How to calculate the expenses you paid

Value of your investment on 3/1/23 ÷ **\$1,000** X **Expenses paid per \$1,000** = **Total expenses paid**

Example Based on a \$10,000 investment in your fund.

\$10,000 ÷ **\$1,000** X **\$3.05** (see preceding table) = **\$30.50**

Compare expenses using the SEC's method

The Securities and Exchange Commission (SEC) has established guidelines to help investors assess fund expenses. Per these guidelines, the following table shows your fund's expenses based on a \$1,000 investment, assuming a *hypothetical 5% annualized return*. You can use this information to compare the ongoing expenses (but not transaction expenses or total costs) of investing in the fund with those of other funds. All shareholder reports will provide this information to help you make this comparison. Please note that you cannot use this information to estimate your actual ending account balance and expenses paid during the period.

Expenses paid per \$1,000*†	\$2.75
Ending value (after expenses)	\$1,022.48

* Expenses are calculated using the fund's annualized expense ratio, which represents the ongoing expenses as a percentage of average net assets for the six months ended 8/31/23.

† Expenses are calculated by multiplying the expense ratio by the average account value for the six-month period; then multiplying the result by the number of days in the six-month period (184); and then dividing that result by the number of days in the year (365).

Comparative index definitions

Bloomberg U.S. Aggregate Bond Index is an unmanaged index of U.S. investment-grade fixed income securities.

ICE BofA (Intercontinental Exchange Bank of America) U.S. 3-Month Treasury Bill Index is an unmanaged index that seeks to measure the performance of U.S. Treasury bills available in the marketplace.

Russell 1000® Growth Index is an unmanaged index of those companies in the large-cap Russell 1000 Index chosen for their growth orientation.

S&P 500® Index is an unmanaged index of common stock performance.

Indexes assume reinvestment of all distributions and do not account for fees. Securities and performance of a fund and an index will differ. You cannot invest directly in an index.

BLOOMBERG® is a trademark and service mark of Bloomberg Finance L.P. and its affiliates (collectively "Bloomberg"). Bloomberg or Bloomberg's licensors own all proprietary rights in the Bloomberg Indices. Neither Bloomberg nor Bloomberg's licensors approve or endorse this material, or guarantee the accuracy or completeness of any information herein, or make any warranty, express or implied, as to the results to be

obtained therefrom, and to the maximum extent allowed by law, neither shall have any liability or responsibility for injury or damages arising in connection therewith.

Frank Russell Company is the source and owner of the trademarks, service marks, and copyrights related to the Russell Indexes. Russell® is a trademark of Frank Russell Company.

ICE Data Indices, LLC ("ICE BofA"), used with permission. ICE BofA permits use of the ICE BofA indices and related data on an "as is" basis; makes no warranties regarding same; does not guarantee the suitability, quality, accuracy, timeliness, and/or completeness of the ICE BofA indices or any data included in, related to, or derived therefrom; assumes no liability in connection with the use of the foregoing; and does not sponsor, endorse, or recommend Putnam Investments, or any of its products or services.

Lipper, a Refinitiv company, is a third-party industry-ranking entity that ranks funds. Its rankings do not reflect sales charges. Lipper rankings are based on total return at net asset value relative to other funds that have similar current investment styles or objectives as determined by Lipper. Lipper may change a fund's category assignment at its discretion. Lipper category medians reflect performance trends for funds within a category.

Other information for shareholders

Important notice regarding delivery of shareholder documents

In accordance with Securities and Exchange Commission (SEC) regulations, Putnam sends a single notice of internet availability, or a single printed copy, of annual and semiannual shareholder reports, prospectuses, and proxy statements to Putnam shareholders who share the same address, unless a shareholder requests otherwise. If you prefer to receive your own copy of these documents, please call Putnam at 1-800-225-1581 or, for exchange-traded funds only, 1-833-228-5577. We will begin sending individual copies within 30 days.

Proxy voting

Putnam is committed to managing our funds in the best interests of our shareholders. The Putnam funds' proxy voting guidelines and procedures, as well as information regarding how your fund voted proxies relating to portfolio securities during the 12-month period ended June 30, 2023, are available in the Individual Investors section of putnam.com and on the SEC's website, www.sec.gov. If you have questions about finding forms on the SEC's website, you may call the SEC at 1-800-SEC-0330. You may also obtain the Putnam funds' proxy voting guidelines and procedures at no charge by calling Putnam's Shareholder Services at 1-800-225-1581 or, for exchange-traded funds only, 1-833-228-5577.

Fund portfolio holdings

The fund will file a complete schedule of its portfolio holdings with the SEC for the first and third quarters of each fiscal year on Form N-PORT within 60 days of the end of such fiscal quarter. Shareholders may obtain the fund's Form N-PORT on the SEC's website at www.sec.gov.

Trustee and employee fund ownership

Putnam employees and members of the Board of Trustees place their faith, confidence, and, most importantly, investment dollars in Putnam funds. As of August 31, 2023, Putnam employees had approximately \$499,000,000 and the Trustees had approximately \$70,000,000 invested in Putnam funds. These amounts include investments by the Trustees' and employees' immediate family members as well as investments through retirement and deferred compensation plans.

Liquidity risk management program

Putnam, as the administrator of the fund's liquidity risk management program (appointed by the Board of Trustees), presented the most recent annual report on the program to the Trustees in May 2023. The report covered the structure of the program, including the program documents and related policies and procedures adopted to comply with Rule 22e-4 under the Investment Company Act of 1940, and reviewed the operation of the program from January 2022 through December 2022. The report included a description of the annual liquidity assessment of the fund that Putnam performed in November 2022. The report noted that there were no material compliance exceptions identified under Rule 22e-4 during the period. The report included a review of the governance of the program and the methodology for classification of the fund's investments. Putnam concluded that the program has been operating effectively and adequately to ensure compliance with Rule 22e-4.

Important notice regarding Putnam's privacy policy

In order to conduct business with our shareholders, we must obtain certain personal information such as account holders' names, addresses, Social Security numbers, and dates of birth. Using this information, we are able to maintain accurate records of accounts and transactions.

It is our policy to protect the confidentiality of our shareholder information, whether or not a shareholder currently owns shares of our funds. In particular, it is our policy not to sell information about you or your accounts to outside marketing firms. We have safeguards in place designed to prevent unauthorized access

to our computer systems and procedures to protect personal information from unauthorized use.

Under certain circumstances, we must share account information with outside vendors who provide services to us, such as mailings and proxy solicitations. In these cases, the service providers enter into confidentiality agreements with us, and we provide only the information necessary to process transactions and perform other services related to your account. Finally, it is our policy to share account information with your financial representative, if you've listed one on your Putnam account.

Trustee approval of management contracts

Consideration of your fund's new and interim management and sub-management contracts

At their meeting on June 23, 2023, the Board of Trustees of your fund, including all of the Trustees who are not "interested persons" (as this term is defined in the Investment Company Act of 1940, as amended (the "1940 Act")) of the Putnam mutual funds, closed-end funds and exchange-traded funds (collectively, the "funds") (the "Independent Trustees") approved, subject to approval by your fund's shareholders, a new management contract with Putnam Investment Management ("Putnam Management") and a new sub-management contract between Putnam Management and its affiliate, Putnam Investments Limited ("PIL") (collectively, the "New Management Contracts"). The Trustees considered the proposed New Management Contracts in connection with the planned acquisition of Putnam U.S. Holdings I, LLC ("Putnam Holdings") by a subsidiary of Franklin Resources, Inc. ("Franklin Templeton"). The Trustees considered that, on May 31, 2023, Franklin Templeton and Great-West Lifeco Inc., the parent company of Putnam Holdings, announced that they had entered into a definitive agreement for a subsidiary of Franklin Templeton to acquire Putnam Holdings in a stock and cash transaction (the "Transaction"). The Trustees noted that Putnam Holdings was the parent company of Putnam Management and PIL. The Trustees were advised that the Transaction would result in a "change of control" of Putnam Management and PIL and would cause your fund's current Management Contract with Putnam Management and Sub-Management Contract with PIL (collectively, the "Current Management Contracts") to terminate in accordance with the 1940 Act. The Trustees considered that the New Management Contracts would take effect upon the closing of the Transaction, which was expected to occur in the fourth quarter of 2023.

In addition to the New Management Contracts, the Trustees also approved interim management and sub-management contracts with Putnam Management and PIL, respectively (the "Interim Management Contracts"), which would take effect in the event that for any reason shareholder approval of a New Management Contract was not received by the time of the Transaction closing. The Trustees considered that each Interim Management Contract that became effective would remain in effect until shareholders

approved the proposed New Management Contract, or until 150 days elapse after the closing of the Transaction, whichever occurred first. The considerations and conclusions discussed in connection with the Trustees' consideration of the New Management Contracts and the continuance of your fund's Current Management Contracts also apply to the Trustees' consideration of the Interim Management Contracts, supplemented by consideration of the terms, nature and reason for any Interim Management Contract.

The Independent Trustees met with their independent legal counsel, as defined in Rule 0-1(a)(6) under the 1940 Act (their "independent legal counsel"), and representatives of Putnam Management and its parent company, Power Corporation of Canada, to discuss the potential Transaction, including the timing and structure of the Transaction and its implications for Putnam Management and the funds, during their regular meeting on November 18, 2022, and the full Board of Trustees further discussed these matters with representatives of Putnam Management at its regular meeting on December 15, 2022. At a special meeting on December 20, 2022, the full Board of Trustees met with representatives of Putnam Management, Power Corporation of Canada and Franklin Templeton to further discuss the potential Transaction, including Franklin Templeton's strategic plans for Putnam Management's asset management business and the funds, potential sources of synergy between Franklin Templeton and Putnam Management, potential areas of partnership between Power Corporation of Canada and Franklin Templeton, Franklin Templeton's distribution capabilities, Franklin Templeton's existing service provider relationships and Franklin Templeton's recent acquisitions of other asset management firms.

In order to assist the Independent Trustees in their consideration of the New Management Contracts and other anticipated impacts of the Transaction on the funds and their shareholders, independent legal counsel for the Independent Trustees furnished an initial information request to Franklin Templeton (the "Initial Franklin Request"). At a special meeting of the full Board of Trustees held on January 25, 2023, representatives of Franklin Templeton addressed the firm's responses to the Initial Franklin Request. At the meeting, representatives of Franklin Templeton

discussed, among other things, the business and financial condition of Franklin Templeton and its affiliates, Franklin Templeton's U.S. registered fund operations, its recent acquisition history, Franklin Templeton's intentions regarding the operation of Putnam Management and the funds following the completion of the potential Transaction and expected benefits to the funds and Putnam Management that might result from the Transaction.

The Board of Trustees actively monitored developments with respect to the potential Transaction throughout the period leading up to the public announcement of a final sale agreement on May 31, 2023. The Independent Trustees met to discuss these matters at their regular meetings on January 27, April 20 and May 19, 2023. The full Board of Trustees also discussed developments at their regular meeting on February 23, 2023. Following the public announcement of the Transaction on May 31, 2023, independent legal counsel for the Independent Trustees furnished a supplemental information request (the "Supplemental Franklin Request") to Franklin Templeton. At the Board of Trustees' regular in-person meeting held on June 22–23, 2023, representatives of Putnam Management and Power Corporation of Canada provided further information regarding, among other matters, the final terms of the Transaction and efforts undertaken to retain Putnam employees. The Contract Committee of the Board of Trustees also met on June 22, 2023 to discuss Franklin Templeton's responses to the Supplemental Franklin Request. Mr. Reynolds, the only Trustee affiliated with Putnam Management, participated in portions of these meetings to provide the perspective of the Putnam organization, but did not otherwise participate in the deliberations of the Independent Trustees or the Contract Committee regarding the potential Transaction.

After the presentations and after reviewing the written materials provided, the Independent Trustees met at their in-person meeting on June 23, 2023 to consider the New Management Contracts for each fund, proposed to become effective upon the closing of the Transaction, and the filing of a preliminary proxy statement. At this meeting and throughout the process, the Independent Trustees also received advice from

their independent legal counsel regarding their responsibilities in evaluating the potential Transaction and the New Management Contracts. The Independent Trustees reviewed the terms of the proposed New Management Contracts and the differences between the New Management Contracts and the Current Management Contracts. They noted that the terms of the proposed New Management Contracts were substantially identical to the Current Management Contracts, except for certain changes designed largely to address differences among various of the existing contracts, which had been developed and implemented at different times in the past.

In considering the approval of the proposed New Management Contracts, the Board of Trustees took into account a number of factors, including:¹

- (i) Franklin Templeton's and Putnam Management's belief that the Transaction would not adversely affect the funds or their shareholders and their belief that the Transaction was likely to result in certain benefits (described below) for the funds and their shareholders;
- (ii) That Franklin Templeton did not intend to make any material change in Putnam Management's senior investment professionals (other than certain changes related to reporting structure and organization of personnel discussed below), including the portfolio managers of the funds, or to the firm's operating locations as a result of the Transaction;
- (iii) That Franklin Templeton intended for Putnam Management's equity investment professionals to continue to operate largely independently from Franklin Templeton, reporting to Franklin Templeton's Head of Public Markets following the Transaction;
- (iv) That, while Putnam Management's organizational structure was not expected to change immediately following the Transaction, Franklin Templeton intended to revise Putnam Management's reporting structure in order to include Putnam Management's fixed income investment professionals in Franklin Templeton's fixed income group and to include Putnam Management's Global Asset Allocation ("GAA") investment professionals in Franklin Templeton's investment solutions group, with both Franklin Templeton

¹All subsequent references to Putnam Management describing the Board of Trustees' considerations should be deemed to include references to PIL as necessary or appropriate in the context.

groups reporting to Franklin Templeton's Head of Public Markets;

(v) Franklin Templeton's expectation that there would not be any changes in the investment objectives, strategies or portfolio holdings of the funds as a result of the Transaction;

(vi) That neither Franklin Templeton nor Putnam Management had any current plans to propose changes to the funds' existing management fees or expense limitations, or current plans to make changes to the funds' existing distribution arrangements;

(vii) Franklin Templeton's and Putnam Management's representations that, following the Transaction, there was not expected to be any diminution in the nature, quality and extent of services provided to the funds and their shareholders by Putnam Management and PIL, including compliance and other non-advisory services;

(viii) That Franklin Templeton did not currently plan to change the branding of the funds or to change the lineup of funds in connection with the Transaction but would continue to evaluate how best to position the funds in the market;

(ix) The possible benefits accruing to the funds and their shareholders as a result of the Transaction, including:

- a. That the scale of Franklin Templeton's investment operations platform would increase the investment and operational resources available to the funds;
- b. That the Putnam open-end funds would benefit from Franklin Templeton's large retail and institutional global distribution capabilities and significant network of intermediary relationships, which may provide additional opportunities for the funds to increase assets and reduce expenses by spreading expenses over a larger asset base; and
- c. Potential benefits to shareholders of the Putnam open-end funds that could result from the alignment of certain fund features and shareholder benefits with those of other funds sponsored by Franklin Templeton and its affiliates and access to a broader array of investment opportunities;

(x) The financial strength, reputation, experience and resources of Franklin Templeton and its investment advisory subsidiaries;

(xi) Franklin Templeton's expectation that the Transaction would not impact the capabilities or responsibilities of Putnam Management's Investment Division (other than any impact related to reporting structure changes for Putnam Management's equity, fixed income and GAA investment groups and to including Putnam Management's fixed income and GAA investment professionals in existing Franklin Templeton investment groups, as discussed above) and that any changes to the Investment Division over the longer term would be made in order to achieve perceived operational efficiencies or improvements to the portfolio management process;

(xii) Franklin Templeton's commitment to maintaining competitive compensation arrangements to allow Putnam Management to continue to attract and retain highly qualified personnel and Putnam Management's and Franklin Templeton's efforts to retain personnel, including efforts implemented since the Transaction was announced;

(xiii) That the current senior management teams at Putnam Management and Power Corporation of Canada had indicated their strong support of the Transaction and that Putnam Management had recommended that the Board of Trustees approve the New Management Contracts; and

(xiv) Putnam Management's and Great-West Lifeco Inc.'s commitment to bear all expenses incurred by the funds in connection with the Transaction, including all costs associated with the proxy solicitation in connection with seeking shareholder approval of the New Management Contracts.

Finally, in considering the proposed New Management Contracts, the Board of Trustees also took into account their concurrent deliberations and conclusions, as described below, in connection with their annual review of the funds' Current Management Contracts and the approval of their continuance, effective July 1, 2023, and the extensive materials that they had reviewed in connection with that review process.

Based upon the foregoing considerations, on June 23, 2023, the Board of Trustees, including all of the Independent Trustees, unanimously approved the proposed New Management Contracts and determined to recommend their approval to the shareholders of the funds.

General conclusions — Current Management Contracts

The Board of Trustees oversees the management of each fund and, as required by law, determines annually whether to approve the continuance of your fund's management contract with Putnam Management and the sub-management contract with respect to your fund between Putnam Management and PIL. (Because PIL is an affiliate of Putnam Management and Putnam Management remains fully responsible for all services provided by PIL, the Trustees did not attempt to evaluate PIL as a separate entity.) The Board of Trustees, with the assistance of its Contract Committee, requests and evaluates all information it deems reasonably necessary under the circumstances in connection with its annual contract review. The Contract Committee consists solely of Independent Trustees.

At the outset of the review process, members of the Board of Trustees' independent staff and independent legal counsel considered any possible changes to the annual contract review materials furnished to the Contract Committee during the course of the previous year's review and, as applicable, identified those changes to Putnam Management. Following these discussions and in consultation with the Contract Committee, the Independent Trustees' independent legal counsel requested that Putnam Management and its affiliates furnish specified information, together with any additional information that Putnam Management considered relevant, to the Contract Committee. Over the course of several months ending in June 2023, the Contract Committee met on a number of occasions with representatives of Putnam Management, and separately in executive session, to consider the information that Putnam Management provided. Throughout this process, the Contract Committee was assisted by the members of the Board of Trustees' independent staff and by independent legal counsel for the funds and the Independent Trustees.

At the Board of Trustees' June 2023 meeting, the Contract Committee met in executive session to discuss and consider its recommendations with respect to the continuance of the contracts. At that meeting, the Contract Committee also met in executive session with the other Independent Trustees to review a summary of the key financial, performance and other data that the Contract Committee considered in the course of its review. The Contract Committee recommended, and the Independent Trustees approved, the continuance

of your fund's Current Management Contracts, effective July 1, 2023, and the approval of your fund's New Management Contracts and Interim Management Contracts, as discussed above.

The Independent Trustees' approvals were based on the following conclusions:

- That the fee schedule in effect for your fund represented reasonable compensation in light of the nature and quality of the services being provided to the fund, the fees paid by competitive funds, the costs incurred by Putnam Management in providing services to the fund and the application of certain reductions and waivers noted below; and
- That the fee schedule in effect for your fund represented an appropriate sharing between fund shareholders and Putnam Management of any economies of scale as may exist in the management of the fund at current asset levels.

These conclusions were based on a comprehensive consideration of all information provided to the Trustees and were not the result of any single factor. Some of the factors that figured particularly in the Trustees' deliberations and how the Trustees considered these factors are described below, although individual Trustees may have evaluated the information presented differently, giving different weights to various factors. The Trustees also took into account their concurrent deliberations and conclusions, and the materials that they had reviewed, in connection with their approval on June 23, 2023 of the Interim Management Contracts and the New Management Contracts, which had been proposed in light of the Transaction (which would cause the fund's Current Management Contracts to terminate in accordance with applicable law or the terms of each contract).

Management fee schedules and total expenses

The Trustees reviewed the management fee schedules in effect for all funds, including fee levels and any breakpoints. The Trustees also reviewed the total expenses of each Putnam fund, recognizing that in most cases management fees represented the major, but not the sole, determinant of total costs to fund shareholders. (Two mutual funds and each of the exchange-traded funds, including your fund, have implemented so-called "all-in" or unitary management fees covering substantially all routine fund operating costs.)

In reviewing fees and expenses, the Trustees generally focus their attention on material changes in circumstances — for example, changes in assets under management, changes in a fund’s investment strategy, changes in Putnam Management’s operating costs or profitability, or changes in competitive practices in the fund industry — that suggest that consideration of fee changes might be warranted. The Trustees concluded that the circumstances did not indicate that changes to the management fee schedule for your fund would be appropriate at this time.

Under its management contract, your fund pays a management fee at a fixed rate of 55 basis points to Putnam Management. Putnam Management is obligated to pay, out of the management fee, all of the fund’s organizational and other operating expenses with limited exceptions, which include fees, if any, payable under the fund’s distribution plan, interest, taxes, brokerage commissions and other transaction costs, fund proxy expenses, litigation expenses, extraordinary expenses and acquired fund fees and expenses.

As in the past, the Trustees also focused on the competitiveness of each fund’s total expense ratio. The Trustees noted that the exchange-traded funds are subject to unitary management fees, as noted above, and that none of the exchange-traded funds have a contractual expense limitation at present.

The Trustees reviewed comparative fee and expense information for a custom group of competitive funds selected by Broadridge Financial Solutions, Inc. (“Broadridge”). This comparative information included your fund’s percentile ranking for effective management fees and total expenses (excluding any applicable 12b-1 fees), which provides a general indication of your fund’s relative standing. In the custom peer group, your fund ranked in the first quintile in total expenses (excluding any applicable 12b-1 fees) as of December 31, 2022. (Total expenses reflect the fees and expenses borne directly by the fund and the competitive funds included in the custom Lipper peer groups, as well as any underlying funds’ net fees and expenses.) The first quintile represents the least expensive funds and the fifth quintile the most expensive funds. The fee and expense data reported by Broadridge as of December 31, 2022 reflected the most recent fiscal year-end data available in Broadridge’s database at that time.

In connection with their review of fund management fees and total expenses, the Trustees also reviewed the costs of the services provided and the profits realized by Putnam Management and its affiliates from their contractual relationships with the funds. This information included trends in revenues, expenses and profitability of Putnam Management and its affiliates relating to the investment management, investor servicing and distribution services provided to the funds, as applicable. In this regard, the Trustees also reviewed an analysis of the revenues, expenses and profitability of Putnam Management and its affiliates, allocated on a fund-by-fund basis, with respect to (as applicable) the funds’ management, distribution and investor servicing contracts. For each fund, the analysis presented information about revenues, expenses and profitability in 2022 for each of the applicable agreements separately and for the agreements taken together on a combined basis. The Trustees concluded that, at current asset levels, the fee schedules in place for each of the funds, including the fee schedule for your fund, represented reasonable compensation for the services being provided and represented an appropriate sharing between fund shareholders and Putnam Management of any economies of scale as may exist in the management of the funds at that time.

The information examined by the Trustees in connection with their annual contract review for the funds included information regarding services provided and fees charged by Putnam Management and its affiliates to other clients, including collective investment trusts offered in the defined contribution and defined benefit retirement plan markets, sub-advised mutual funds, private funds sponsored by affiliates of Putnam Management, model-only separately managed accounts and Putnam Management’s manager-traded separately managed account programs. This information included, in cases where a product’s investment strategy corresponds with a fund’s strategy, comparisons of those fees with fees charged to the funds, as well as an assessment of the differences in the services provided to these clients as compared to the services provided to the funds. The Trustees observed that the differences in fee rates between these clients and the funds are by no means uniform when examined by individual asset sectors, suggesting that differences in the pricing of investment management services to these types of clients may reflect,

among other things, historical competitive forces operating in separate marketplaces. The Trustees considered the fact that in many cases fee rates across different asset classes are higher on average for 1940 Act-registered funds than for other clients, and the Trustees also considered the differences between the services that Putnam Management provides to the funds and those that it provides to its other clients. The Trustees did not rely on these comparisons to any significant extent in concluding that the management fees paid by your fund are reasonable.

Investment performance

The quality of the investment process provided by Putnam Management represented a major factor in the Trustees' evaluation of the quality of services provided by Putnam Management under your fund's management contract. The Trustees were assisted in their review of Putnam Management's investment process and performance by the work of the investment oversight committees of the Trustees and the full Board of Trustees, which meet on a regular basis with individual portfolio managers and with senior management of Putnam Management's Investment Division throughout the year. The Trustees concluded that Putnam Management generally provides a high-quality investment process — based on the experience and skills of the individuals assigned to the management of fund portfolios, the resources made available to them and in general Putnam Management's ability to attract and retain high-quality personnel — but also recognized that this does not guarantee favorable investment results for every fund in every time period.

The Trustees considered that, in the aggregate, peer-relative and benchmark-relative Putnam fund performance was generally encouraging in 2022 against a backdrop of volatile equity and fixed income markets, driven by factors such as Russia's invasion of Ukraine, increased tensions with China, disruptions in energy markets and broader supply chains, rising inflation and the significant tightening of monetary policy by the Board of Governors of the Federal Reserve in an effort to combat inflation. The Trustees further noted that, in the face of these numerous economic headwinds, corporate earnings and employment data had been generally robust throughout 2022. For the one-year period ended December 31, 2022, the Trustees noted that the Putnam funds, on an asset-weighted basis, ranked in the 41st percentile of their peers as

determined by Lipper Inc. ("Lipper") and, on an asset-weighted-basis, outperformed their benchmarks by 1.3% gross of fees over the one-year period. The Committee also noted that the funds' aggregate performance over longer-term periods continued to be strong, with the funds, on an asset-weighted basis, ranking in the 34th, 27th and 22nd percentiles of their Lipper peers over the three-year, five-year and ten-year periods ended December 31, 2022, respectively. The Trustees further noted that the funds, in the aggregate, outperformed their benchmarks on a gross basis for each of the three-year, five-year and ten-year periods. The Trustees also considered the Morningstar Inc. ratings assigned to the funds and that 40 funds were rated four or five stars at the end of 2022, which represented an increase of 15 funds year-over-year. The Trustees also considered that seven funds were five-star rated at the end of 2022, which was a year-over-year decrease of two funds, and that 83% of the funds' aggregate assets were in four- or five-star rated funds at year end.

In addition to the performance of the individual Putnam funds, the Trustees considered, as they had in prior years, the performance of The Putnam Fund complex versus competitor fund complexes, as reported in the Barron's/Lipper Fund Families survey (the "Survey"). The Trustees noted that the Survey ranks mutual fund companies based on their performance across a variety of asset types, and that The Putnam Fund complex had performed exceptionally well in 2022. In this regard, the Trustees considered that the funds had ranked 9th out of 49 fund companies, 3rd out of 49 fund companies and 2nd out of 47 fund companies for the one-year, five-year and ten-year periods, respectively. The Trustees also noted that The Putnam Fund complex had been the only fund family to rank in the top ten in all three time periods. They also noted, however, the disappointing investment performance of some Putnam funds for periods ended December 31, 2022 and considered information provided by Putnam Management regarding the factors contributing to the underperformance and, where relevant, actions being taken to improve the performance of these particular funds. The Trustees indicated their intention to continue to monitor the performance of those funds.

For purposes of the Trustees' evaluation of the Putnam funds' investment performance, the Trustees generally focus on a competitive

industry ranking of each fund's total net return over a one-year, three-year and five-year period. For a number of Putnam funds with relatively unique investment mandates for which Putnam Management informed the Trustees that meaningful competitive performance rankings are not considered to be available, the Trustees evaluated performance based on their total gross and net returns and comparisons of those returns to the returns of selected investment benchmarks. In the case of your fund, the Trustees considered information about your fund's total return and its performance relative to its benchmark over the one-year period ended December 31, 2022. Your fund's return, net of fees and expenses, was negative and trailed the return of its benchmark. (When considering performance information, shareholders should be mindful that past performance is not a guarantee of future results.)

The Trustees also considered Putnam Management's continued efforts to support fund performance through certain initiatives, including structuring compensation for portfolio managers to enhance accountability for fund performance, emphasizing accountability in the portfolio management process and affirming its commitment to a fundamental-driven approach to investing.

Brokerage and soft-dollar allocations

The Trustees considered various potential benefits that Putnam Management may receive in connection with the services it provides under the management contract with your fund. These include benefits related to brokerage allocation and the use of soft dollars, whereby a portion of the commissions paid by a fund for brokerage may be used to acquire research services that are expected to be useful to Putnam Management in managing the assets of the fund and of other clients. Subject to policies established by the Trustees, soft dollars generated by these means are used predominantly to acquire brokerage and research services (including third-party research and market data) that enhance Putnam Management's investment capabilities and supplement Putnam Management's internal research efforts. The Trustees indicated their continued intent to monitor regulatory and industry developments in this area with the assistance of their Brokerage Committee. In addition, with the assistance of their Brokerage Committee, the Trustees indicated their continued intent to monitor the allocation of the funds' brokerage in order to ensure that the principle of seeking best price and execution remains paramount in the portfolio trading process.

Audited financial statements

These sections of the report, as well as the accompanying Notes, preceded by the Report of Independent Registered Public Accounting Firm, constitute the fund's audited financial statements.

The fund's portfolio lists all the fund's investments and their values as of the last day of the reporting period. Holdings are organized by asset type and industry sector, country, or state to show areas of concentration and diversification.

Statement of assets and liabilities shows how the fund's net assets and share price are determined. All investment and non-investment assets are added together. Any unpaid expenses and other liabilities are subtracted from this total. The result is divided by the number of shares to determine the net asset value per share, which is calculated separately for each class of shares. (For funds with preferred shares, the amount subtracted from total assets includes the liquidation preference of preferred shares.)

Statement of operations shows the fund's net investment gain or loss. This is done by first adding up all the fund's earnings — from dividends and interest income — and subtracting its operating expenses to determine net investment income

(or loss). Then, any net gain or loss the fund realized on the sales of its holdings — as well as any unrealized gains or losses over the period — is added to or subtracted from the net investment result to determine the fund's net gain or loss for the fiscal period.

Statement of changes in net assets shows how the fund's net assets were affected by the fund's net investment gain or loss, by distributions to shareholders, and by changes in the number of the fund's shares. It lists distributions and their sources (net investment income or realized capital gains) over the current reporting period and the most recent fiscal year-end. The distributions listed here may not match the sources listed in the Statement of operations because the distributions are determined on a tax basis and may be paid in a different period from the one in which they were earned.

Financial highlights provide an overview of the fund's investment results, per-share distributions, expense ratios, net investment income ratios, and portfolio turnover (not required for money market funds) in one summary table, reflecting the five most recent reporting periods. In a semiannual report, the highlights table also includes the current reporting period.

Report of Independent Registered Public Accounting Firm

To the Board of Trustees of Putnam ETF Trust and Shareholders of Putnam Focused Large Cap Growth ETF:

Opinion on the Financial Statements

We have audited the accompanying statement of assets and liabilities, including the fund's portfolio, of Putnam Focused Large Cap Growth ETF (one of the funds constituting Putnam ETF Trust, referred to hereafter as the "Fund") as of August 31, 2023, the related statement of operations for the year ended August 31, 2023, the statement of changes in net assets for each of the two years in the period ended August 31, 2023, including the related notes, and the financial highlights for each of the periods indicated therein (collectively referred to as the "financial statements"). In our opinion, the financial statements present fairly, in all material respects, the financial position of the Fund as of August 31, 2023, the results of its operations for the year then ended, the changes in its net assets for each of the two years in the period ended August 31, 2023 and the financial highlights for each of the periods indicated therein in conformity with accounting principles generally accepted in the United States of America.

Basis for Opinion

These financial statements are the responsibility of the Fund's management. Our responsibility is to express an opinion on the Fund's financial statements based on our audits. We are a public accounting firm registered with the Public Company Accounting Oversight Board (United States) ("PCAOB") and are required to be independent with respect to the Fund in accordance with the U.S. federal securities laws and the applicable rules and regulations of the Securities and Exchange Commission and the PCAOB.

We conducted our audits of these financial statements in accordance with the standards of the PCAOB. Those standards require that we plan and perform the audit to obtain reasonable assurance about whether the financial statements are free of material misstatement, whether due to error or fraud.

Our audits included performing procedures to assess the risks of material misstatement of the financial statements, whether due to error or fraud, and performing procedures that respond to those risks. Such procedures included examining, on a test basis, evidence regarding the amounts and disclosures in the financial statements. Our audits also included evaluating the accounting principles used and significant estimates made by management, as well as evaluating the overall presentation of the financial statements. Our procedures included confirmation of securities owned as of August 31, 2023 by correspondence with the custodian and transfer agent. We believe that our audits provide a reasonable basis for our opinion.

PricewaterhouseCoopers LLP
Boston, Massachusetts
October 13, 2023

We have served as the auditor of one or more investment companies in the Putnam Investments family of funds since at least 1957. We have not been able to determine the specific year we began serving as auditor.

The fund's portfolio 8/31/23

COMMON STOCKS (98.0%)*	Shares	Value
Aerospace and defense (0.9%)		
TransDigm Group, Inc. †	355	\$320,867
		320,867
Automobiles (3.0%)		
Tesla, Inc. †	4,066	1,049,353
		1,049,353
Broadline retail (6.5%)		
Amazon.com, Inc. †	16,459	2,271,507
		2,271,507
Building products (0.9%)		
Johnson Controls International PLC	5,166	305,104
		305,104
Capital markets (1.1%)		
MSCI, Inc.	727	395,212
		395,212
Chemicals (1.7%)		
Sherwin-Williams Co. (The)	2,218	602,675
		602,675
Commercial services and supplies (1.1%)		
Waste Connections, Inc.	2,914	399,189
		399,189
Consumer staples distribution and retail (1.7%)		
Costco Wholesale Corp.	1,096	602,011
		602,011
Entertainment (2.3%)		
Live Nation Entertainment, Inc. †	3,996	337,782
Netflix, Inc. †	1,104	478,783
		816,565
Financial services (5.5%)		
Mastercard, Inc. Class A	2,548	1,051,407
Visa, Inc. Class A	3,655	897,960
		1,949,367
Food products (1.1%)		
Hershey Co. (The)	1,828	392,764
		392,764
Health care equipment and supplies (3.0%)		
Dexcom, Inc. †	2,916	294,458
IDEXX Laboratories, Inc. †	364	186,153
Intuitive Surgical, Inc. †	1,836	574,080
		1,054,691
Health care providers and services (3.0%)		
UnitedHealth Group, Inc.	2,173	1,035,608
		1,035,608
Hotels, restaurants, and leisure (2.0%)		
Chipotle Mexican Grill, Inc. †	366	705,150
		705,150

COMMON STOCKS (98.0%)* cont.	Shares	Value
Interactive media and services (9.8%)		
Alphabet, Inc. Class A †	14,966	\$2,037,920
Meta Platforms, Inc. Class A †	4,744	1,403,702
		3,441,622
Life sciences tools and services (1.4%)		
Danaher Corp.	1,856	491,840
		491,840
Pharmaceuticals (2.3%)		
Eli Lilly and Co.	1,464	811,349
		811,349
Real estate management and development (0.8%)		
CoStar Group, Inc. †	3,393	278,192
		278,192
Semiconductors and semiconductor equipment (10.8%)		
Advanced Micro Devices, Inc. †	4,111	434,615
Broadcom, Inc.	1,120	1,033,637
NVIDIA Corp.	4,732	2,335,479
		3,803,731
Software (21.4%)		
Cadence Design Systems, Inc. †	2,898	696,795
Intuit, Inc.	1,092	591,657
Microsoft Corp.	12,798	4,194,672
Oracle Corp.	6,586	792,889
Palo Alto Networks, Inc. †	2,451	596,328
Salesforce, Inc. †	2,959	655,300
		7,527,641
Specialized REITs (1.5%)		
American Tower Corp. ^R	2,922	529,817
		529,817
Specialty retail (1.4%)		
Home Depot, Inc. (The)	1,477	487,853
		487,853
Technology hardware, storage, and peripherals (11.7%)		
Apple, Inc.	21,846	4,104,208
		4,104,208
Textiles, apparel, and luxury goods (3.1%)		
Lululemon Athletica, Inc. (Canada) †	1,465	558,546
Nike, Inc. Class B	5,126	521,365
		1,079,911
Total common stocks (cost \$28,877,798)		\$34,456,227
SHORT-TERM INVESTMENTS (2.0%)*	Shares	Value
Putnam Government Money Market Fund Class P 5.04% ^L	697,364	\$697,364
Total short-term investments (cost \$697,364)		\$697,364
TOTAL INVESTMENTS		
Total investments (cost \$29,575,162)		\$35,153,591

Notes to the fund's portfolio

Unless noted otherwise, the notes to the fund's portfolio are for the close of the fund's reporting period, which ran from September 1, 2022 through August 31, 2023 (the reporting period). Within the following notes to the portfolio, references to "Putnam Management" represent Putnam Investment Management, LLC, the fund's manager, an indirect wholly-owned subsidiary of Putnam Investments, LLC and references to "ASC 820" represent Accounting Standards Codification 820 *Fair Value Measurements and Disclosures*.

* Percentages indicated are based on net assets of \$35,159,901.

f This security is non-income-producing.

l Affiliated company (Note 5). The rate quoted in the security description is the annualized 7-day yield of the fund at the close of the reporting period.

R Real Estate Investment Trust.

ASC 820 establishes a three-level hierarchy for disclosure of fair value measurements. The valuation hierarchy is based upon the transparency of inputs to the valuation of the fund's investments. The three levels are defined as follows:

Level 1: Valuations based on quoted prices for identical securities in active markets.

Level 2: Valuations based on quoted prices in markets that are not active or for which all significant inputs are observable, either directly or indirectly.

Level 3: Valuations based on inputs that are unobservable and significant to the fair value measurement.

The following is a summary of the inputs used to value the fund's net assets as of the close of the reporting period:

Investments in securities:	Valuation inputs		
	Level 1	Level 2	Level 3
Common stocks*:			
Communication services	\$4,258,187	\$—	\$—
Consumer discretionary	5,593,774	—	—
Consumer staples	994,775	—	—
Financials	2,344,579	—	—
Health care	3,393,488	—	—
Industrials	1,025,160	—	—
Information technology	15,435,580	—	—
Materials	602,675	—	—
Real estate	808,009	—	—
Total common stocks	34,456,227	—	—
Short-term investments	697,364	—	—
Totals by level	\$35,153,591	\$—	\$—

* Common stock classifications are presented at the sector level, which may differ from the fund's portfolio presentation.

The accompanying notes are an integral part of these financial statements.

Statement of assets and liabilities 8/31/23

ASSETS

Investment in securities, at value (Note 1):	
Unaffiliated issuers (identified cost \$28,877,798)	\$34,456,227
Affiliated issuers (identified cost \$697,364) (Note 5)	697,364
Dividends, interest and other receivables	21,971
Total assets	35,175,562

LIABILITIES

Payable for compensation of Manager (Note 2)	15,661
Total liabilities	15,661
Net assets	\$35,159,901

REPRESENTED BY

Paid-in capital (Unlimited shares authorized) (Notes 1 and 4)	\$31,185,312
Total distributable earnings (Note 1)	3,974,589
Total — Representing net assets applicable to capital shares outstanding	\$35,159,901

COMPUTATION OF NET ASSET VALUE

Net asset value per share	
(\$35,159,901 divided by 1,325,001 shares)	\$26.54

The accompanying notes are an integral part of these financial statements.

Statement of operations Year ended 8/31/23

INVESTMENT INCOME	
Dividends (net of foreign tax of \$357)	\$154,654
Interest (including interest income of \$18,638 from investments in affiliated issuers) (Note 5)	18,638
Total investment income	173,292
EXPENSES	
Compensation of Manager (Note 2)	117,844
Other	4,013
Fees waived and reimbursed by Manager (Note 2)	(1,210)
Total expenses	120,647
Net investment income	52,645
REALIZED AND UNREALIZED GAIN (LOSS)	
Net realized gain (loss) on:	
Securities from unaffiliated issuers (Notes 1 and 3)	(677,204)
Securities from in-kind transactions (Notes 1 and 3)	319,053
Total net realized loss	(358,151)
Change in net unrealized appreciation (depreciation) on:	
Securities from unaffiliated issuers	6,146,815
Assets and liabilities in foreign currencies	4
Total change in net unrealized appreciation	6,146,819
Net gain on investments	5,788,668
Net increase in net assets resulting from operations	\$5,841,313

The accompanying notes are an integral part of these financial statements.

Statement of changes in net assets

INCREASE (DECREASE) IN NET ASSETS	Year ended 8/31/23	Year ended 8/31/22
Operations		
Net investment income (loss)	\$52,645	\$(2,267)
Net realized loss on investments and foreign currency transactions	(358,151)	(884,579)
Change in net unrealized appreciation (depreciation) of investments and assets and liabilities in foreign currencies	6,146,819	(1,518,626)
Net increase (decrease) in net assets resulting from operations	5,841,313	(2,405,472)
Distributions to shareholders (Note 1):		
From ordinary income		
Net investment income	(10,800)	—
Proceeds from shares sold (Note 4)	21,604,094	3,467,306
Decrease from shares redeemed (Note 4)	(2,792,165)	(1,367,570)
Total increase (decrease) in net assets	24,642,442	(305,736)
NET ASSETS		
Beginning of year	10,517,459	10,823,195
End of year	\$35,159,901	\$10,517,459
NUMBER OF FUND SHARES		
Shares outstanding at beginning of year	475,001	375,001
Shares sold (Note 4)	975,000	150,000
Shares redeemed (Note 4)	(125,000)	(50,000)
Shares outstanding at end of year	1,325,001	475,001

The accompanying notes are an integral part of these financial statements.

Financial highlights

(For a common share outstanding throughout the period)

PER-SHARE OPERATING PERFORMANCE			
	Year ended 8/31/23	Year ended 8/31/22	For the period 5/25/21 (commencement of operations) to 8/31/21
Net asset value, beginning of period	\$22.14	\$28.86	\$25.00
Investment operations:			
Net investment income (loss) ^a	.06	(.01)	(.01) ^g
Net realized and unrealized gain (loss) on investments	4.36	(6.71)	3.87
Total from investment operations	4.42	(6.72)	3.86
Less distributions:			
From net investment income	(.02)	—	—
Total distributions	(.02)	—	—
Net asset value, end of period	\$26.54	\$22.14	\$28.86
Total return at net asset value (%)^b	20.01	(23.28)	15.44[*]

RATIOS AND SUPPLEMENTAL DATA			
Net assets, end of period (in thousands)	\$35,160	\$10,517	\$10,823
Ratio of expenses to average net assets (%) ^c	.56 ^{e,f}	.55	.15 [*]
Ratio of net investment income (loss) to average net assets (%)	.24 ^e	(.02)	(.03) ^{*g}
Portfolio turnover (%) ^d	45	52	15 [*]

* Not annualized.

^a Per share net investment income (loss) has been determined on the basis of the weighted average number of shares outstanding during the period.

^b Total return assumes dividend reinvestment.

^c Excludes acquired fund fees and expenses, if any.

^d Portfolio turnover excludes securities received or delivered in-kind.

^e Reflects waivers of certain fund expenses in connection with investments in Putnam Government Money Market Fund during the period. As a result of such waivers, the expenses of the fund reflect a reduction of 0.01% as a percentage of average net assets (Note 2).

^f Includes one-time proxy cost of 0.02%.

^g Reflects a dividend received by the fund from a single issuer which amounted to the following amounts:

	Per share	Percentage of average net assets
August 31, 2021	\$0.01	0.02%

The accompanying notes are an integral part of these financial statements.

Notes to financial statements 8/31/23

Unless otherwise noted, the “reporting period” represents the period from September 1, 2022 through August 31, 2023. The following table defines commonly used references within the Notes to financial statements:

References to	Represent
Putnam Management	Putnam Investment Management, LLC, the fund’s manager, an indirect wholly-owned subsidiary of Putnam Investments, LLC
State Street	State Street Bank and Trust Company
JPMorgan	JPMorgan Chase Bank, N.A.
the SEC	the Securities and Exchange Commission
ETF	exchange-traded fund
OTC	over-the-counter
PIL	Putnam Investments Limited, an affiliate of Putnam Management

Putnam Focused Large Cap Growth ETF (the fund) is a non-diversified, open-end series of Putnam ETF Trust (the Trust), a Delaware statutory trust organized under the Investment Company Act of 1940, as amended. The fund is an actively managed ETF that operates pursuant to an exemptive order from the SEC. The fund’s investment objective is to seek capital appreciation. The fund invests mainly in common stocks of large U.S. companies, with a focus on growth stocks. Under normal circumstances, Putnam Management invests at least 80% of the fund’s net assets in companies of a size similar to those in the Russell 1000 Growth Index. This policy may be changed only after 60 days’ notice to shareholders. Growth stocks are stocks of companies whose earnings are expected to grow faster than those of similar firms, and whose business growth and other characteristics may lead to an increase in stock price. As of September 30, 2022, the index was composed of companies having market capitalizations of between approximately \$1.4 billion to \$2.2 trillion. Putnam Management may consider, among other factors, a company’s valuation, financial strength, growth potential, competitive position in its industry, projected future earnings, cash flows and dividends when deciding whether to buy or sell investments. The fund is “non-diversified,” which means it may invest a greater percentage of its assets in fewer issuers than a “diversified” fund. The fund expects to invest in a limited number of issuers.

In the normal course of business, the fund enters into contracts that may include agreements to indemnify another party under given circumstances. The fund’s maximum exposure under these arrangements is unknown as this would involve future claims that may be, but have not yet been, made against the fund. However, the fund’s management team expects the risk of material loss to be remote.

The fund has entered into contractual arrangements with an investment adviser, administrator, distributor, transfer agent and custodian, who each provide services to the fund. Unless expressly stated otherwise, shareholders are not parties to, or intended beneficiaries of these contractual arrangements, and these contractual arrangements are not intended to create any shareholder right to enforce them against the service providers or to seek any remedy under them against the service providers, either directly or on behalf of the fund.

Under the Trust’s Amended and Restated Agreement and Declaration of Trust, any claims asserted by a shareholder against or on behalf of the Trust (or its series), including claims against Trustees and Officers, must be brought in courts of the State of Delaware.

Note 1: Significant accounting policies

The following is a summary of significant accounting policies consistently followed by the fund in the preparation of its financial statements. The preparation of financial statements is in conformity with accounting principles generally accepted in the United States of America and requires management to make estimates and assumptions that affect the reported amounts of assets and liabilities in the financial statements and the reported amounts of increases and decreases in net assets from operations. Actual results could differ from those estimates. Subsequent events after the Statement of assets and liabilities date through the date that the financial statements were issued have been evaluated in the preparation of the financial statements.

Security valuation Portfolio securities and other investments are valued using policies and procedures adopted by the Board of Trustees. The Trustees have formed a Pricing Committee to oversee the implementation of these procedures and have delegated responsibility for valuing the fund’s assets in accordance with these procedures to Putnam Management. Putnam Management has established an internal Valuation Committee that

is responsible for making fair value determinations, evaluating the effectiveness of the pricing policies of the fund and reporting to the Pricing Committee.

Investments for which market quotations are readily available are valued at the last reported sales price on their principal exchange, or official closing price for certain markets, and are classified as Level 1 securities under Accounting Standards Codification 820 *Fair Value Measurements and Disclosures* (ASC 820). If no sales are reported, as in the case of some securities that are traded OTC, a security is valued at its last reported bid price and is generally categorized as a Level 2 security.

Investments in open-end investment companies (excluding exchange-traded funds), if any, which can be classified as Level 1 or Level 2 securities, are valued based on their net asset value. The net asset value of such investment companies equals the total value of their assets less their liabilities and divided by the number of their outstanding shares.

Many securities markets and exchanges outside the U.S. close prior to the scheduled close of the New York Stock Exchange and therefore the closing prices for securities in such markets or on such exchanges may not fully reflect events that occur after such close but before the scheduled close of the New York Stock Exchange. Accordingly, on certain days, the fund will fair value certain foreign equity securities taking into account multiple factors including movements in the U.S. securities markets, currency valuations and comparisons to the valuation of American Depository Receipts, exchange-traded funds and futures contracts. The foreign equity securities, which would generally be classified as Level 1 securities, will be transferred to Level 2 of the fair value hierarchy when they are valued at fair value. The number of days on which fair value prices will be used will depend on market activity and it is possible that fair value prices will be used by the fund to a significant extent. Securities quoted in foreign currencies, if any, are translated into U.S. dollars at the current exchange rate. Short-term securities with remaining maturities of 60 days or less are valued using an independent pricing service approved by the Trustees, and are classified as Level 2 securities.

To the extent a pricing service or dealer is unable to value a security or provides a valuation that Putnam Management does not believe accurately reflects the security's fair value, the security will be valued at fair value by Putnam Management, which has been designated as valuation designee pursuant to Rule 2a-5 under the Investment Company Act of 1940, in accordance with policies and procedures approved by the Trustees. Certain investments, including certain restricted and illiquid securities and derivatives, are also valued at fair value following procedures approved by the Trustees. These valuations consider such factors as significant market or specific security events such as interest rate or credit quality changes, various relationships with other securities, discount rates, U.S. Treasury, U.S. swap and credit yields, index levels, convexity exposures, recovery rates, sales and other multiples and resale restrictions. These securities are classified as Level 2 or as Level 3 depending on the priority of the significant inputs.

To assess the continuing appropriateness of fair valuations, the Valuation Committee reviews and affirms the reasonableness of such valuations on a regular basis after considering all relevant information that is reasonably available. Such valuations and procedures are reviewed periodically by the Trustees. The fair value of securities is generally determined as the amount that the fund could reasonably expect to realize from an orderly disposition of such securities over a reasonable period of time. By its nature, a fair value price is a good faith estimate of the value of a security in a current sale and does not reflect an actual market price, which may be different by a material amount.

Security transactions and related investment income Security transactions are recorded on the trade date (the date the order to buy or sell is executed). Gains or losses on securities sold are determined on the identified cost basis.

Interest income, net of any applicable withholding taxes, if any, is recorded on the accrual basis. Amortization and accretion of premiums and discounts on debt securities, if any, is recorded on the accrual basis.

Dividend income, net of any applicable withholding taxes, is recognized on the ex-dividend date except that certain dividends from foreign securities, if any, are recognized as soon as the fund is informed of the ex-dividend date. Non-cash dividends, if any, are recorded at the fair value of the securities received. Dividends representing a return of capital or capital gains, if any, are reflected as a reduction of cost and/or as a realized gain.

Foreign currency translation The accounting records of the fund are maintained in U.S. dollars. The fair value of foreign securities, currency holdings, and other assets and liabilities is recorded in the books and records of the fund after translation to U.S. dollars based on the exchange rates on that day. The cost of each security is determined using historical exchange rates. Income and withholding taxes are translated at prevailing exchange rates when earned or incurred. The fund does not isolate that portion of realized or unrealized gains or losses resulting

from changes in the foreign exchange rate on investments from fluctuations arising from changes in the market prices of the securities. Such gains and losses are included with the net realized and unrealized gain or loss on investments. Net realized gains and losses on foreign currency transactions represent net realized exchange gains or losses on disposition of foreign currencies, currency gains and losses realized between the trade and settlement dates on securities transactions and the difference between the amount of investment income and foreign withholding taxes recorded on the fund's books and the U.S. dollar equivalent amounts actually received or paid. Net unrealized appreciation and depreciation of assets and liabilities in foreign currencies arise from changes in the value of assets and liabilities other than investments at the period end, resulting from changes in the exchange rate.

Lines of credit The fund participates, along with other Putnam funds, in a \$320 million syndicated unsecured committed line of credit, provided by State Street (\$160 million) and JPMorgan (\$160 million), and a \$235.5 million unsecured uncommitted line of credit, provided by State Street. Prior to May 2, 2023, the fund participated, along with other Putnam funds, in a \$100 million unsecured committed line of credit and a \$235.5 million unsecured uncommitted line of credit, both provided by State Street. Borrowings may be made for temporary or emergency purposes, including the funding of shareholder redemption requests and trade settlements. Interest is charged to the fund based on the fund's borrowing at a rate equal to 1.25% plus the higher of (1) the Federal Funds rate and (2) the Overnight Bank Funding Rate for the committed line of credit and 1.30% plus the higher of (1) the Federal Funds rate and (2) the Overnight Bank Funding Rate for the uncommitted line of credit. A closing fee equal to 0.04% of the committed line of credit and 0.04% of the uncommitted line of credit has been paid by the participating funds and a \$75,000 fee has been paid by the participating funds to State Street as agent of the syndicated committed line of credit. In addition, a commitment fee of 0.21% per annum on any unutilized portion of the committed line of credit is allocated to the participating funds based on their relative net assets and paid quarterly. During the reporting period, the fund had no borrowings against these arrangements.

Federal taxes It is the policy of the fund to distribute all of its taxable income within the prescribed time period and otherwise comply with the provisions of the Internal Revenue Code of 1986, as amended (the Code), applicable to regulated investment companies. It is also the intention of the fund to distribute an amount sufficient to avoid imposition of any excise tax under Section 4982 of the Code.

The fund is subject to the provisions of Accounting Standards Codification 740 *Income Taxes* (ASC 740). ASC 740 sets forth a minimum threshold for financial statement recognition of the benefit of a tax position taken or expected to be taken in a tax return. The fund did not have a liability to record for any unrecognized tax benefits in the accompanying financial statements. No provision has been made for federal taxes on income, capital gains or unrealized appreciation on securities held nor for excise tax on income and capital gains. Each of the fund's federal tax returns for the prior two fiscal periods remains subject to examination by the Internal Revenue Service.

The fund may also be subject to taxes imposed by governments of countries in which it invests. Such taxes are generally based on either income or gains earned or repatriated. The fund accrues and applies such taxes to net investment income, net realized gains and net unrealized gains as income and/or capital gains are earned. In some cases, the fund may be entitled to reclaim all or a portion of such taxes, and such reclaim amounts, if any, are reflected as an asset on the fund's books. In many cases, however, the fund may not receive such amounts for an extended period of time, depending on the country of investment.

Under the Regulated Investment Company Modernization Act of 2010, the fund will be permitted to carry forward capital losses incurred for an unlimited period and the carry forwards will retain their character as either short-term or long-term capital losses. At August 31, 2023, the fund had the following capital loss carryovers available, to the extent allowed by the Code, to offset future net capital gain, if any:

Loss carryover		
Short-term	Long-term	Total
\$1,123,440	\$403,319	\$1,526,759

Distributions to shareholders Distributions to shareholders from net investment income, if any, are recorded by the fund on the ex-dividend date. Distributions from capital gains, if any, are recorded on the ex-dividend date and paid at least annually. The amount and character of income and gains to be distributed are determined in accordance with income tax regulations, which may differ from generally accepted accounting principles. These differences include temporary and/or permanent differences from losses on wash sale transactions and from redemptions-in-kind gain/loss. Reclassifications are made to the fund's capital accounts to reflect income and gains available for distribution (or available capital loss carryovers) under income tax regulations. At the

close of the reporting period, the fund reclassified \$264,672 to increase paid-in capital and \$264,672 to increase accumulated net realized loss.

Tax cost of investments includes adjustments to net unrealized appreciation (depreciation) which may not necessarily be final tax cost basis adjustments, but closely approximate the tax basis unrealized gains and losses that may be realized and distributed to shareholders. The tax basis components of distributable earnings and the federal tax cost as of the close of the reporting period were as follows:

Unrealized appreciation	\$5,955,158
Unrealized depreciation	(495,655)
Net unrealized appreciation	5,459,503
Undistributed ordinary income	41,845
Capital loss carryforward	(1,526,759)
Cost for federal income tax purposes	\$29,694,088

Expenses of the Trust Expenses directly charged or attributable to any fund will be paid from the assets of that fund. Generally, expenses of the Trust will be allocated among and charged to the assets of each fund on a basis that the Trustees deem fair and equitable, which may be based on the relative assets of each fund or the nature of the services performed and relative applicability to each fund.

Note 2: Management fee, administrative services and other transactions

The fund pays the Manager an annual all-inclusive management fee of 0.55% based on the fund's average daily net assets computed and paid monthly. The management fee covers investment management services and all of the fund's organizational and other operating expenses with certain exceptions, including but not limited to: payments under distribution plans, interest expenses, taxes, brokerage commissions and other transaction costs, fund proxy expenses, litigation expenses, extraordinary expenses and acquired fund fees and expenses. All costs related to organization and offering of the Trust were borne by the Manager.

For the reporting period, the management fee represented an effective rate (excluding the impact from any expense waivers in effect) of a 0.548% of the fund's average net assets.

The fund invests in Putnam Government Money Market Fund, an open-end management investment company managed by Putnam Management. Management fees paid by the fund are reduced by an amount equal to the management fees paid by Putnam Government Money Market Fund with respect to assets invested by the fund in Putnam Government Money Market Fund. During the reporting period, management fees paid were reduced by \$1,210 relating to the fund's investment in Putnam Government Money Market Fund.

PIL is authorized by the Trustees to manage a separate portion of the assets of the fund as determined by Putnam Management from time to time. PIL did not manage any portion of the assets of the fund during the reporting period. If Putnam Management were to engage the services of PIL, Putnam Management would pay a quarterly sub-management fee to PIL for its services at an annual rate of 0.25% (prior to September 23, 2022, the annual rate was 0.35%) of the average net assets of the portion of the fund managed by PIL.

The fund has adopted a distribution and service plan pursuant to Rule 12b-1 under the 1940 Act that authorizes the fund to pay distribution fees in connection with the sale and distribution of its shares and service fees in connection with the provision of ongoing shareholder support services. No Rule 12b-1 fees are currently paid by the fund.

Note 3: Purchases and sales of securities

During the reporting period, the cost of purchases and the proceeds from sales, excluding short-term investments and in-kind transactions, were as follows:

	Cost of purchases	Proceeds from sales
Investments in securities (Long-term)	\$10,640,877	\$9,703,461
U.S. government securities (Long-term)	—	—
Total	\$10,640,877	\$9,703,461

Portfolio securities received or delivered through in-kind transactions were \$19,785,901 and \$2,378,725, respectively.

The fund may purchase or sell investments from or to other Putnam funds in the ordinary course of business, which can reduce the fund's transaction costs, at prices determined in accordance with SEC requirements and policies approved by the Trustees. During the reporting period, purchases or sales of long-term securities from or to other Putnam funds, if any, did not represent more than 5% of the fund's total cost of purchases and/or total proceeds from sales.

Note 4: Capital shares

Shares of the fund are listed and traded on NYSE Arca, Inc., and individual fund shares may only be bought and sold in the secondary market through a broker or dealer at market price. These transactions, which do not involve the fund, are made at market prices that may vary throughout the day, rather than at net asset value (NAV). Shares of the fund may trade at a price greater than the fund's NAV (premium) or less than the fund's NAV (discount).

An investor may incur costs attributable to the difference between the highest price a buyer is willing to pay to purchase shares (bid) and the lowest price a seller is willing to accept for shares (ask) when buying or selling fund shares in the secondary market (the "bid-ask spread"). The fund will issue and redeem shares in large blocks of 25,000 shares called "Creation Units" on a continuous basis, at NAV, with authorized participants who have entered into agreements with the fund's distributor. The fund will generally issue and redeem Creation Units in return for a designated portfolio of securities (and an amount of cash) that the fund specifies each day. The fund generally imposes a transaction fee on investors purchasing or redeeming Creation Units. Investors transacting in Creation Units for cash may also pay an additional variable charge to compensate the fund for certain transaction costs and market impact expenses relating to investing in portfolio securities. Such variable charges, if any, are included in Other capital in the Statement of changes in net assets.

At the close of the reporting period, Putnam Investment Holdings, LLC owned 925,001 shares of the fund (69.81% of shares outstanding), valued at \$24,549,527.

Note 5: Affiliated transactions

Transactions during the reporting period with any company which is under common ownership or control were as follows:

Name of affiliate	Fair value as of 8/31/22	Purchase cost	Sale proceeds	Investment income	Shares outstanding and fair value as of 8/31/23
Short-term investments					
Putnam Government Money Market Fund*	\$—	\$2,080,200	\$1,382,836	\$18,638	\$697,364
Total Short-term investments	\$—	\$2,080,200	\$1,382,836	\$18,638	\$697,364

* Management fees incurred through investment in Putnam Government Money Market Fund have been waived by the fund (Note 2). There were no realized or unrealized gains or losses during the period.

Note 6: Market, credit and other risks

In the normal course of business, the fund trades financial instruments and enters into financial transactions where risk of potential loss exists due to changes in the market (market risk) or failure of the contracting party to the transaction to perform (credit risk). The fund may be exposed to additional credit risk that an institution or other entity with which the fund has unsettled or open transactions will default. Investments in foreign securities involve certain risks, including those related to economic instability, unfavorable political developments, and currency fluctuations.

Note 7: Of special note

On May 31, 2023, Franklin Resources, Inc. (“Franklin Resources”) and Great-West Lifeco Inc., the parent company of Putnam U.S. Holdings I, LLC (“Putnam Holdings”), announced that they have entered into a definitive agreement for a subsidiary of Franklin Resources to acquire Putnam Holdings in a stock and cash transaction.

As part of this transaction, Putnam Management, a wholly-owned subsidiary of Putnam Holdings and investment manager to the Putnam family of funds (the “Putnam Funds”), would become an indirect wholly-owned subsidiary of Franklin Resources.

The transaction is subject to customary closing conditions, including receipt of applicable regulatory approvals. Subject to such approvals and the satisfaction of these conditions, the transaction is currently expected to be consummated in the fourth quarter of 2023.

Under the Investment Company Act of 1940, as amended, consummation of the transaction will result in the automatic termination of the investment management contract between each Putnam Fund and Putnam Management and any related sub-management and sub-advisory contracts, where applicable. In anticipation of this automatic termination, on June 23, 2023, the Board of Trustees of the Putnam Funds approved a new investment management contract between each Putnam Fund and Putnam Management (and new sub-management and sub-advisory contracts, if applicable), which will be presented to the shareholders of each Putnam Fund for their approval at shareholder meetings currently expected to occur in October 2023. Proxy solicitation materials related to these meetings have been made available to shareholders that held shares of the fund at the close of business on July 24, 2023.

Federal tax information (Unaudited)

The fund designated 100% of ordinary income distributions as qualifying for the dividends received deduction for corporations.

For the reporting period, the fund hereby designates 100%, or the maximum amount allowable, of its taxable ordinary income distributions as qualified dividends taxed at the individual net capital gain rates.

The Form 1099 that will be mailed to you in January 2024 will show the tax status of all distributions paid to your account in calendar 2023.

Shareholder meeting results (Unaudited)

January 11, 2023 special meeting

At the meeting, each of the nominees for Trustees was elected, with all funds of the Trust voting together as a single class, as follows:

	Votes for	Votes against	Votes withheld
Liaquat Ahamed	4,484,567	—	444,547
Barbara M. Baumann	4,422,414	—	506,700
Katinka Domotorffy	4,649,758	—	279,356
Catharine Bond Hill	4,715,090	—	214,024
Kenneth R. Leibler	4,908,146	—	20,968
Jennifer Williams Murphy	4,797,806	—	131,308
Marie Pillai	4,374,937	—	554,177
George Putnam III	4,908,051	—	21,063
Robert L. Reynolds	4,908,146	—	20,968
Manoj P. Singh	4,355,772	—	573,342
Mona K. Sutphen	4,634,643	—	294,471

All tabulations are rounded to the nearest whole number.

About the Trustees

INDEPENDENT TRUSTEES



Liaquat Ahamed

Born 1952, Trustee since 2012

Principal occupations during past

five years: Author; won Pulitzer Prize for *Lords of Finance: The Bankers Who Broke the World*.

Other directorships: Chair of the Sun Valley Writers Conference, a literary not-for-profit organization, and a Trustee of the Journal of Philosophy.



Barbara M. Baumann

Born 1955, Trustee since 2010, Vice Chair since 2022

Principal occupations during past

five years: President of Cross Creek

Energy Corporation, a strategic consultant to domestic energy firms and direct investor in energy projects.

Other directorships: Director of Devon Energy Corporation, a publicly traded independent natural gas and oil exploration and production company; Director of National Fuel Gas Company, a publicly traded energy company that engages in the production, gathering, transportation, distribution, and marketing of natural gas; Senior Advisor to the energy private equity firm First Reserve; member of the Finance Committee of the Children's Hospital of Colorado; member of the Investment Committee of the Board of The Denver Foundation; and previously a Director of publicly traded companies Buckeye Partners LP, UNS Energy Corporation, CVR Energy Company, and SM Energy Corporation.



Katinka Domotorffy

Born 1975, Trustee since 2012

Principal occupations during past

five years: Voting member of the Investment Committees of the Anne Ray Foundation and Margaret A. Cargill Foundation, part of the Margaret A. Cargill Philanthropies.

Other directorships: Director of the Great Lakes Science Center and of College Now Greater Cleveland.



Catharine Bond Hill

Born 1954, Trustee since 2017

Principal occupations during past

five years: Managing Director of Ithaka S+R, a not-for-profit service that helps

the academic community navigate economic and technological change. From 2006 to 2016, Dr. Hill served as the 10th president of Vassar College.

Other directorships: Director of Yale-NUS College and Trustee of Yale University.



Kenneth R. Leibler

Born 1949, Trustee since 2006, Vice Chair from 2016 to 2018, Chair since 2018

Principal occupations during past

five years: Vice Chair Emeritus of the Board of Trustees of Beth Israel Deaconess Hospital in Boston. Member of the Investment Committee of the Boston Arts Academy Foundation.

Other directorships: Director of Eversource Corporation, which operates New England's largest energy delivery system; previously the Chairman of the Boston Options Exchange, an electronic marketplace for the trading of listed derivatives securities; previously the Chairman and Chief Executive Officer of the Boston Stock Exchange; and previously the President and Chief Operating Officer of the American Stock Exchange.



Jennifer Williams Murphy

Born 1964, Trustee since 2022

Principal occupations during past

five years: Chief Executive Officer and Founder of Runa Digital Assets, LLC, an

institutional investment advisory firm specializing in active management of digital assets. Until 2021, Chief Operating Officer of Western Asset Management, LLC, a global investment advisor, and Chief Executive Officer and President of Western Asset Mortgage Capital Corporation, a mortgage finance real estate investment trust.

Other directorships: Previously, a Director of Western Asset Capital Corporation.



Marie Pillai

Born 1954, Trustee since 2022

Principal occupations during past

five years: Senior Advisor, Hunter Street Partners, LP, an asset-oriented private

investment firm; Specialty Leader and Member of the Curriculum Committee of the Center for Board Certified Fiduciaries, a public benefit corporation providing coursework for developing fiduciaries. Until 2019, Vice President, Chief Investment Officer, and Treasurer of General Mills, Inc., a global food company.

Other directorships: Member of the Investment Committee of the Bush Foundation, a nonprofit organization supporting community problem-solving in Minnesota, North Dakota, and South Dakota; Member of the Finance Council and Corporate Board of the Archdiocese of Saint Paul and Minneapolis; previously a Board Member of Catholic Charities of St. Paul and Minneapolis; Director of the Catholic Community Foundation of Minnesota; and Investment Advisory Board Member of the University of Minnesota.

**George Putnam III***Born 1951, Trustee since 1984***Principal occupations during past****five years:** Chair of New Generation

Research, Inc., a publisher of financial advisory and other research services, and President of New Generation Advisors, LLC, a registered investment advisor to private funds.

Other directorships: Director of The Boston Family Office, LLC, a registered investment advisor; a Director of the Gloucester Marine Genomics Institute; a Trustee of the Lowell Observatory Foundation; and previously a Trustee of the Marine Biological Laboratory.

**Manoj P. Singh***Born 1952, Trustee since 2017***Principal occupations during past****five years:** Until 2015, Chief Operating

Officer and Global Managing Director at Deloitte Touche Tohmatsu, Ltd., a global professional services organization, serving on the Deloitte U.S. Board of Directors and the boards of Deloitte member firms in China, Mexico, and Southeast Asia.

Other directorships: Director of ReNew Energy Global plc, a publicly traded renewable energy company; Director of Abt Associates, a global research firm working in the fields of health, social and environmental policy, and international development; Trustee of Carnegie Mellon University; Director of Pratham USA, an organization dedicated to children's education in India; member of the advisory board of Altimetrik, a business transformation and technology solutions firm; and Director of DXC Technology, a global IT services and consulting company.

**Mona K. Sutphen***Born 1967, Trustee since 2020***Principal occupations during past five****years:** Partner, Investment Strategies, at

The Vistria Group, a private investment firm focused on middle-market companies in the health care, education, and financial services industries. From 2014 to 2018, Partner at Macro Advisory Partners, a global consulting firm.

Other directorships: Director of Spotify Technology S.A., a publicly traded audio content streaming service; Director of Unitek Learning, a private nursing and medical services education provider in the United States; Board Member, International Rescue Committee; Co-Chair of the Board of Human Rights First; Trustee of Mount Holyoke College; member of the Advisory Board for the Center on Global Energy Policy at Columbia University's School of International and Public Affairs; previously Director of Pattern Energy and Pioneer Natural Resources, publicly traded energy companies; and previously Managing Director of UBS AG.

INTERESTED TRUSTEE**Robert L. Reynolds****Born 1952, Trustee since 2008, President and Chief Executive Officer of Putnam Investments since 2008***Principal occupations during past five**

years: President and Chief Executive Officer of Putnam Investments; member of Putnam Investments' Board of Directors; and Chair of Great-West Lifeco U.S. LLC. Prior to 2019, also President and Chief Executive Officer of Great-West Financial, a financial services company that provides retirement savings plans, life insurance, and annuity and executive benefits products, and of Great-West Lifeco U.S. LLC, a holding company that owns Putnam Investments and Great-West Financial, and a member of Great-West Financial's Board of Directors.

Other directorships: Director of the Concord Museum; Director of Dana-Farber Cancer Institute; Director of the U.S. Ski & Snowboard Foundation; Chair of the Boston Advisory Board of the American Ireland Fund; Council Co-Chair of the American Enterprise Institute; Member of U.S. Chamber of Commerce, Center for Capital Markets Competitiveness; Chair of Massachusetts High Technology Council; Member of the Chief Executives Club of Boston; Member of the Massachusetts General Hospital President's Council; Chairman of the Board of Directors of the Ron Burton Training Village; Director and former Chair of the Massachusetts Competitive Partnership; former Chair of the West Virginia University Foundation; and former Executive Committee Member of the Greater Boston Chamber of Commerce.

* Mr. Reynolds is an "interested person" (as defined in the Investment Company Act of 1940) of the fund and Putnam Investments. He is President and Chief Executive Officer of Putnam Investments, as well as the President of your fund and each of the other Putnam funds.

The address of each Trustee is 100 Federal Street, Boston, MA 02110.

As of August 31, 2023, there were 89 mutual funds, 4 closed-end funds, and 12 exchange-traded funds in the Putnam funds complex. Each Trustee serves as Trustee of all funds in the Putnam funds complex.

Each Trustee serves for an indefinite term, until his or her resignation, retirement at age 75, removal, or death.

Officers

In addition to Robert L. Reynolds, the other officers of the fund are shown below:

James F. Clark *(Born 1974)*

Vice President and Chief Compliance Officer

Since 2016

Chief Compliance Officer and Chief Risk Officer, Putnam Investments, and Chief Compliance Officer, Putnam Management

Michael J. Higgins *(Born 1976)*

Vice President, Treasurer, and Clerk

Since 2010

Jonathan S. Horwitz *(Born 1955)*

Executive Vice President, Principal Executive Officer, and Compliance Liaison

Since 2004

Richard T. Kircher *(Born 1962)*

Vice President and BSA Compliance Officer

Since 2019

Assistant Director, Operational Compliance, Putnam Investments and Putnam Retail Management

Martin Lemaire *(Born 1984)*

Vice President and Derivatives Risk Manager

Since 2022

Risk Manager and Risk Analyst, Putnam Investments

Susan G. Malloy *(Born 1957)*

Vice President and Assistant Treasurer

Since 2007

Head of Accounting and Middle Office Services, Putnam Investments and Putnam Management

Alan G. McCormack *(Born 1964)*

Vice President and Derivatives Risk Manager

Since 2022

Head of Quantitative Equities and Risk, Putnam Investments

Denere P. Poulack *(Born 1968)*

Assistant Vice President, Assistant Clerk, and Assistant Treasurer

Since 2004

Janet C. Smith *(Born 1965)*

Vice President, Principal Financial Officer, Principal Accounting Officer, and Assistant Treasurer

Since 2007

Head of Fund Administration Services, Putnam Investments and Putnam Management

Stephen J. Tate *(Born 1974)*

Vice President and Chief Legal Officer

Since 2021

General Counsel, Putnam Investments, Putnam Management, and Putnam Retail Management

Mark C. Trenchard *(Born 1962)*

Vice President

Since 2002

Director of Operational Compliance, Putnam Investments and Putnam Retail Management

The principal occupations of the officers for the past five years have been with the employers as shown above, although in some cases they have held different positions with such employers. The address of each officer is 100 Federal Street, Boston, MA 02110.

Services for shareholders

Investor services

Systematic investment plan Tell us how much you wish to invest regularly — weekly, semimonthly, or monthly — and the amount you choose will be transferred automatically from your checking or savings account. There's no additional fee for this service, and you can suspend it at any time. This plan may be a great way to save for college expenses or to plan for your retirement.

Please note that regular investing does not guarantee a profit or protect against loss in a declining market. Before arranging a systematic investment plan, consider your financial ability to continue making purchases in periods when prices are low.

Systematic exchange You can make regular transfers from one Putnam fund to another Putnam fund. There are no additional fees for this service, and you can cancel or change your options at any time.

Dividends PLUS You can choose to have the dividend distributions from one of your Putnam funds automatically reinvested in another Putnam fund at no additional charge.

Free exchange privilege You can exchange money between Putnam funds free of charge, as long as they are the same class of shares. A signature guarantee is required if you are exchanging more than \$500,000. The fund reserves the right to revise or terminate the exchange privilege.

Reinstatement privilege If you've sold Putnam shares or received a check for a dividend or capital gain, you may reinvest the proceeds with Putnam within 90 days of the transaction and they will be reinvested at the

fund's current net asset value — with no sales charge. However, reinstatement of class B shares may have special tax consequences. Ask your financial or tax representative for details.

Check-writing service You have ready access to many Putnam accounts. It's as simple as writing a check, and there are no special fees or service charges. For more information about the check-writing service, call Putnam or visit our website.

Dollar cost averaging When you're investing for long-term goals, it's time, not timing, that counts. Investing on a systematic basis is a better strategy than trying to figure out when the markets will go up or down. This means investing the same amount of money regularly over a long period. This method of investing is called dollar cost averaging. When a fund's share price declines, your investment dollars buy more shares at lower prices. When it increases, they buy fewer shares. Over time, you will pay a lower average price per share.

For more information

Visit the Individual Investors section at putnam.com A secure section of our website contains complete information on your account, including balances and transactions, updated daily. You may also conduct transactions, such as exchanges, additional investments, and address changes. Log on today to get your password.

Call us toll free at 1-800-225-1581 or, for exchange-traded funds only, 1-833-228-5577 Ask a helpful Putnam representative or your financial advisor for details about any of these or other services, or see your prospectus.

Fund information

Founded over 85 years ago, Putnam Investments was built around the concept that a balance between risk and reward is the hallmark of a well-rounded financial program. We manage funds across income, value, blend, growth, sustainable, and asset allocation categories.

Investment Manager

Putnam Investment
Management, LLC
100 Federal Street
Boston, MA 02110

Investment Sub-Advisor

Putnam Investments Limited
16 St James's Street
London, England SW1A 1ER

Distribution Services

Forside Fund Services, LLC
Three Canal Plaza, Suite 100
Portland, ME 04101

Custodian

State Street Bank
and Trust Company

Legal Counsel

Ropes & Gray LLP

Independent Registered Public Accounting Firm

PricewaterhouseCoopers LLP

Trustees

Kenneth R. Leibler, *Chair*
Barbara M. Baumann, *Vice Chair*
Liaquat Ahamed
Katinka Domotorffy
Catharine Bond Hill
Jennifer Williams Murphy
Marie Pillai
George Putnam III
Robert L. Reynolds
Manoj P. Singh
Mona K. Sutphen

Officers

Robert L. Reynolds
President

James F. Clark
*Vice President and
Chief Compliance Officer*

Michael J. Higgins
*Vice President, Treasurer,
and Clerk*

Jonathan S. Horwitz
*Executive Vice President,
Principal Executive Officer,
and Compliance Liaison*

Richard T. Kircher
*Vice President and
BSA Compliance Officer*

Martin Lemaire
*Vice President and
Derivatives Risk Manager*

Susan G. Malloy
*Vice President and
Assistant Treasurer*

Alan G. McCormack
*Vice President and
Derivatives Risk Manager*

Denere P. Poulack
*Assistant Vice President,
Assistant Clerk, and
Assistant Treasurer*

Janet C. Smith
*Vice President,
Principal Financial Officer,
Principal Accounting Officer,
and Assistant Treasurer*

Stephen J. Tate
*Vice President and
Chief Legal Officer*

Mark C. Trenchard
Vice President

Call 1-833-228-5577 (toll free) Monday through Friday between 9:00 a.m. and 5:00 p.m. Eastern Time or visit putnam.com anytime for up-to-date information about the fund's NAV.

