

Putnam Variable Trust

Putnam VT Global Health Care Fund

Annual report

12 | 31 | 23

Message from the Trustees

February 9, 2024

Dear Shareholder:

With the new year comes new beginnings. We are pleased to report that on January 1, 2024, Franklin Resources, Inc., a leading global asset management firm operating as Franklin Templeton, acquired Putnam Investments.

With complementary capabilities and an established infrastructure serving over 150 countries, Franklin Templeton enhances Putnam's investment, risk management, operations, and technology platforms. Together, our firms are committed to delivering strong fund performance and more choices for our investors.

As we enter this new chapter, you can rest assured that your fund continues to be actively managed by the same experienced professionals. Your investment team is exploring new and attractive opportunities for your fund, while monitoring changing market conditions. The following pages provide an update on your fund.

Thank you for investing with Putnam.

Respectfully yours,



Robert L. Reynolds
President, The Putnam Funds



Kenneth R. Leibler
Chair, Board of Trustees

Performance summary (as of 12/31/23)

Investment objective

Capital appreciation

Net asset value December 31, 2023

Class IA: \$17.10

Class IB: \$16.22

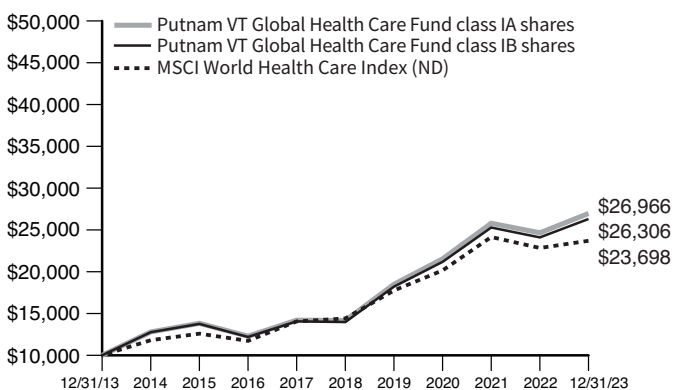
Annualized total return at net asset value (as of 12/31/23)

	Class IA shares (4/30/98)	Class IB shares (4/30/98)	MSCI World Health Care Index (ND)
1 year	9.39%	9.13%	3.76%
5 years	13.75	13.48	10.47
10 years	10.43	10.16	9.01
Life of fund	7.88	7.63	—

For a portion of the periods, the fund had expense limitations, without which returns would have been lower.

The fund's benchmark, the MSCI World Health Care Index (ND), was introduced on 1/1/01, which post-dates the inception of the fund's class IA shares.

Cumulative total returns of a \$10,000 investment in class IA and class IB shares at net asset value — since 12/31/13



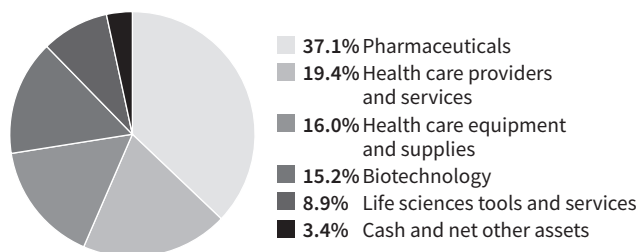
The MSCI World Health Care Index (ND) is a free float-adjusted market capitalization weighted index that is designed to measure the equity market performance of developed markets in the health care sector. Calculated with net dividends (ND), this total return index reflects the reinvestment of dividends after the deduction of withholding taxes, using a tax rate applicable to non-resident institutional investors who do not benefit from double taxation treaties.

All MSCI indices are provided by MSCI.

MSCI makes no warranties and shall have no liability with respect to any MSCI data reproduced herein. No further redistribution or use is permitted. This report is not prepared or endorsed by MSCI. Important data provider notices and terms available at www.franklintempletondatasources.com. You cannot invest directly in an index.

Data represent past performance. Past performance does not guarantee future results. More recent returns may be less or more than those shown. Investment return and principal value will fluctuate, and you may have a gain or a loss when you sell your shares. Performance information does not reflect any deduction for taxes a shareholder may owe on fund distributions or on the redemption of fund shares. All total return figures are at net asset value and exclude contract charges and expenses, which are added to the variable annuity contracts to determine total return at unit value. Had these charges and expenses been reflected, performance would have been lower. For more recent performance, contact your variable annuity provider who can provide you with performance that reflects the charges and expenses at your contract level.

Portfolio composition



Allocations are shown as a percentage of the fund's net assets. Cash and net other assets, if any, represent the market value weights of cash, derivatives, short-term securities, and other unclassified assets in the portfolio. Summary information may differ from the portfolio schedule included in the financial statements due to the inclusion of derivative securities, any interest accruals, the exclusion of as-of-trades, if any, the use of different classifications of securities for presentation purposes, and rounding. Holdings and allocations may vary over time. Due to rounding, percentages may not equal 100%.

Report from your fund's manager

Please describe investing conditions for the 12-month reporting period ended December 31, 2023.

Like many other areas of the global financial markets, health care stocks weathered macro-driven headwinds over the period. In the first half of the period, high inflation, rising interest rates, banking turmoil, and the Russia-Ukraine War weighed on investor sentiment. China shed the last of its Covid-19 restrictions, but the nation's troubled real estate sector stalled its economic recovery. Investor sentiment improved in the second half of the period as inflation eased and global central banks slowed, and eventually paused, their interest-rate hikes.

Within the health care sector, stock performance was mixed. After three challenging years of pandemic and supply chain issues, stocks of medical device and diagnostics companies began to rebound. Staffing shortages at hospitals eased, and surgical procedures picked up. A breakthrough therapy in weight loss, which leverages a class of drugs commonly used to treat diabetes known as GLP-1s, provided a tailwind for a select group of pharmaceutical companies. The disruptive usage of a diabetic drug to alleviate obesity had a ripple effect on other industries. Declining use of surgical weight loss operations, for example, weakened demand for medical device and equipment companies, which caused some investor sell-offs.

Stocks of managed care companies, which had a stellar year in calendar 2022, began to retreat in calendar 2023. With Covid lockdowns behind us, patients resumed their routine medical care visits and elective surgical procedures. Higher utilization costs pressured managed care companies, dampening their earnings outlooks.

Uncertainty around drug pricing related to new regulations, including the 2022 Inflation Reduction Act, also contributed to sector volatility. Funding into early-stage biotech companies remained constrained compared with the robust spending on research and development during the pandemic.

How did Putnam VT Global Health Care Fund perform for the reporting period?

The fund's class IA shares returned 9.39%, outperforming the benchmark MSCI World Health Care Index [ND], which returned 3.76% for the period.

What were some top contributors to fund performance relative to the benchmark for the reporting period?

An overweight position in Intuitive Surgical, a U.S.-based manufacturer and developer of robotic products used in minimally invasive surgery, was among our top contributors. As surgery volumes rose in calendar 2023, demand for Intuitive's systems increased, and the stock performed well. We expect Intuitive will remain the market leader in robotic-assisted surgery, providing durable, multiyear growth.

An overweight position in global pharmaceutical company Eli Lilly was another top performer. Lilly has an established diabetes franchise that serves a global population of over 460 million people with type 2 diabetes. In November 2023, Lilly received U.S. FDA-approval on Zepbound, one of the few GLP-1s approved for use in chronic weight management. Lilly's stock soared given that demand for this type of weight loss drug greatly outpaces its supply. We expect Zepbound and other drugs in Lilly's pipeline to provide a catalyst for long-term growth.

What were some top detractors from fund performance relative to the benchmark for the reporting period?

An underweight position in Stryker, a U.S. medical device and equipment provider, was a top detractor. Stryker benefited from accelerating volumes of orthopedic procedures and an overall uptick in hospital utilization during the period. As of period-end, we retained an underweight position in the stock. We continue to focus on other medical device companies that we believe have more attractive products and innovation cycles for organic growth.

An overweight position in Cigna Group, the global health care insurance company, was another top detractor. Higher utilization costs were a drag on insurance company profits over the period. Later in the period, talks for a potential merger between Cigna and Humana, another large insurer, also weighed on investors' perceptions of Cigna, and Cigna's stock declined. Before period-end Cigna called off the deal, and its stock moved higher. We continue to own the stock.

What is your outlook for the sector and the fund?

The persistent demand for innovative health care solutions brings the potential for attractive returns regardless of the economic cycle, in our view. We believe health care spending should continue to grow, given the aging populations across developed countries. The opening of emerging market economies to more-advanced health care delivery also appears to be an underappreciated long-term tailwind for the sector, in our view.

Across the health care sector, we believe the pace of innovation and drug development efficiency has never been more productive. However, achieving regulatory approval continues to be an arduous and costly process. Advancements that are approved — especially those that address critical unmet medical needs — offer compelling opportunities for the fund, in our view. We continue to actively monitor the competitive landscape, scientific innovation, and regulatory changes to identify new investment opportunities for the fund. We pursue companies that we believe offer the most attractive returns and can perform well in various macroeconomic conditions.

The foregoing information reflects our views, which are subject to change. They are not meant as investment advice. Please note that the holdings discussed in this report may not have been held by the fund for the entire period. Portfolio composition is subject to review in accordance with the fund's investment strategy and may vary in the future.

Your fund's manager



Portfolio Manager **Michael J. Maguire, CFA**, joined Putnam in 2009 and has been in the investment industry since 2002.

Your fund's manager also manages other accounts advised by Putnam Management or an affiliate, including retail mutual fund counterparts to the funds in Putnam Variable Trust.

Understanding your fund's expenses

As an investor in a variable annuity product that invests in a registered investment company, you pay ongoing expenses, such as management fees, distribution fees (12b-1 fees), and other expenses. Using the following information, you can estimate how these expenses affect your investment and compare them with the expenses of other funds. You may also pay one-time transaction expenses, which are not shown in this section and would result in higher total expenses. Charges and expenses at the insurance company separate account level are not reflected. For more information, see your fund's prospectus or talk to your financial representative.

Review your fund's expenses

The two left-hand columns of the Expenses per \$1,000 table show the expenses you would have paid on a \$1,000 investment in your fund from 7/1/23 to 12/31/23. They also show how much a \$1,000 investment would be worth at the close of the period, assuming *actual returns and expenses*. To estimate the ongoing expenses you paid over the period, divide your account value by \$1,000, then multiply the result by the number in the first line for the class of shares you own.

Compare your fund's expenses with those of other funds

The two right-hand columns of the Expenses per \$1,000 table show your fund's expenses based on a \$1,000 investment, assuming a *hypothetical 5% annualized return*. You can use this information to compare the ongoing expenses (but not transaction expenses or total costs) of investing in the fund with those of other funds. All shareholder reports of mutual funds and funds serving as variable annuity vehicles will provide this information to help you make this comparison. Please note that you cannot use this information to estimate your actual ending account balance and expenses paid during the period.

Expense ratios

	Class IA	Class IB
Total annual operating expenses for the fiscal year ended 12/31/22*	0.76%	1.01%
Annualized expense ratio for the six-month period ended 12/31/23†	0.77%	1.02%

Fiscal year expense information in this table is taken from the most recent prospectus, is subject to change, and may differ from that shown for the annualized expense ratio and in the financial highlights of this report.

Expenses are shown as a percentage of average net asset.

*Restated to reflect current fees.

†Expense ratios for each class are for the fund's most recent fiscal half year. As a result of this, ratios may differ from expense ratios based on one-year data in the financial highlights.

Expenses per \$1,000

	Expenses and value for a \$1,000 investment, assuming actual returns for the 6 months ended 12/31/23		Expenses and value for a \$1,000 investment, assuming a hypothetical 5% annualized return for the 6 months ended 12/31/23	
	Class IA	Class IB	Class IA	Class IB
Expenses paid per \$1,000*†	\$4.01	\$5.31	\$3.92	\$5.19
Ending value (after expenses)	\$1,066.10	\$1,065.00	\$1,021.32	\$1,020.06

*Expenses for each share class are calculated using the fund's annualized expense ratio for each class, which represents the ongoing expenses as a percentage of average net assets for the six months ended 12/31/23. The expense ratio may differ for each share class.

†Expenses based on actual returns are calculated by multiplying the expense ratio by the average account value for the period; then multiplying the result by the number of days in the period (184); and then dividing that result by the number of days in the year (365). Expenses based on a hypothetical 5% return are calculated by multiplying the expense ratio by the average account value for the six-month period; then multiplying the result by the number of days in the six-month period (184); and then dividing that result by the number of days in the year (365).

Report of Independent Registered Public Accounting Firm

To the Board of Trustees of Putnam Variable Trust and Shareholders of
Putnam VT Global Health Care Fund:

Opinion on the Financial Statements

We have audited the accompanying statement of assets and liabilities, including the fund's portfolio, of Putnam VT Global Health Care Fund (one of the funds constituting Putnam Variable Trust, referred to hereafter as the "Fund") as of December 31, 2023, the related statement of operations for the year ended December 31, 2023, the statement of changes in net assets for each of the two years in the period ended December 31, 2023, including the related notes, and the financial highlights for each of the five years in the period ended December 31, 2023 (collectively referred to as the "financial statements"). In our opinion, the financial statements present fairly, in all material respects, the financial position of the Fund as of December 31, 2023, the results of its operations for the year then ended, the changes in its net assets for each of the two years in the period ended December 31, 2023 and the financial highlights for each of the five years in the period ended December 31, 2023 in conformity with accounting principles generally accepted in the United States of America.

Basis for Opinion

These financial statements are the responsibility of the Fund's management. Our responsibility is to express an opinion on the Fund's financial statements based on our audits. We are a public accounting firm registered with the Public Company Accounting Oversight Board (United States) ("PCAOB") and are required to be independent with respect to the Fund in accordance with the U.S. federal securities laws and the applicable rules and regulations of the Securities and Exchange Commission and the PCAOB.

We conducted our audits of these financial statements in accordance with the standards of the PCAOB. Those standards require that we plan and perform the audit to obtain reasonable assurance about whether the financial statements are free of material misstatement, whether due to error or fraud.

Our audits included performing procedures to assess the risks of material misstatement of the financial statements, whether due to error or fraud, and performing procedures that respond to those risks. Such procedures included examining, on a test basis, evidence regarding the amounts and disclosures in the financial statements. Our audits also included evaluating the accounting principles used and significant estimates made by management, as well as evaluating the overall presentation of the financial statements. Our procedures included confirmation of securities owned as of December 31, 2023 by correspondence with the custodian, transfer agent and brokers; when replies were not received from brokers, we performed other auditing procedures. We believe that our audits provide a reasonable basis for our opinion.

PricewaterhouseCoopers LLP
Boston, Massachusetts
February 9, 2024

We have served as the auditor of one or more investment companies in the Putnam Funds family of funds since at least 1957. We have not been able to determine the specific year we began serving as auditor.

The fund's portfolio 12/31/23

COMMON STOCKS (96.6%)*	Shares	Value
Biotechnology (15.2%)		
AbbVie, Inc.	63,900	\$9,902,583
Argenx SE (Netherlands) †	2,172	825,382
Ascendis Pharma A/S/ADR (Denmark) †	44,144	5,559,937
Biogen, Inc. †	7,000	1,811,390
Regeneron Pharmaceuticals, Inc. †	4,200	3,688,818
Rocket Pharmaceuticals, Inc. †	79,789	2,391,276
		24,179,386
Health care equipment and supplies (16.0%)		
Boston Scientific Corp. †	131,000	7,573,110
Dexcom, Inc. †	55,500	6,886,995
Intuitive Surgical, Inc. †	27,000	9,108,720
Stryker Corp.	4,500	1,347,570
Terumo Corp. (Japan)	14,000	456,841
		25,373,236
Health care providers and services (19.4%)		
Cigna Group (The)	13,900	4,162,355
Humana, Inc.	7,100	3,250,451
McKesson Corp.	9,400	4,352,012
Option Care Health, Inc. †	119,300	4,019,217
UnitedHealth Group, Inc.	28,700	15,109,689
		30,893,724
Life sciences tools and services (8.9%)		
Danaher Corp.	21,600	4,996,944
IQVIA Holdings, Inc. †	10,900	2,522,042
Thermo Fisher Scientific, Inc.	12,500	6,634,875
		14,153,861
Pharmaceuticals (37.1%)		
4Front Ventures Corp. †	4,850,921	481,696
AstraZeneca PLC (United Kingdom)	66,178	8,913,077
Curaleaf Holdings, Inc. †	30,275	122,917
Daiichi Sankyo Co., Ltd. (Japan)	52,700	1,458,964
Eisai Co., Ltd. (Japan)	10,700	535,390
Eli Lilly and Co.	17,500	10,201,100
Innoviva, Inc. †	514,045	8,245,282
Johnson & Johnson	24,432	3,829,472
Merck & Co., Inc.	53,662	5,850,231
Novo Nordisk A/S Class B (Denmark)	70,985	7,342,322
Royalty Pharma PLC Class A	65,400	1,837,086
Sanofi SA (France)	75,298	7,465,149
Takeda Pharmaceutical Co., Ltd. (Japan)	58,800	1,687,992
TerrAscend Corp. (Canada) †	575,024	937,289
Verano Holdings Corp. †	14,055	62,968
		58,970,935
Total common stocks (cost \$103,256,301)		\$153,571,142
U.S. TREASURY OBLIGATIONS (0.2%)*		
	Principal amount	Value
U.S. Treasury Inflation Index Notes 0.625%, 1/15/26 ⁱ	\$117,837	\$114,146
1.625%, 2/15/26 ⁱ	129,000	123,057
0.625%, 8/15/30 ⁱ	166,000	135,283
Total U.S. treasury obligations (cost \$372,486)		\$372,486

SHORT-TERM INVESTMENTS (3.2%)*		Principal amount/ shares	Value
Putnam Short Term Investment Fund Class P 5.53% ^L	Shares	4,909,467	\$4,909,467
State Street Institutional U.S. Government Money Market Fund, Premier Class 5.32% ^P	Shares	20,000	20,000
U.S. Treasury Bills 5.457%, 1/23/24		\$100,000	99,693
Total short-term investments (cost \$5,029,143)			\$5,029,160

Total investments (cost \$108,657,930) \$158,972,788

Key to holding's abbreviations

ADR American Depository Receipts: Represents ownership of foreign securities on deposit with a custodian bank.

Notes to the fund's portfolio

Unless noted otherwise, the notes to the fund's portfolio are for the close of the fund's reporting period, which ran from January 1, 2023 through December 31, 2023 (the reporting period). Within the following notes to the portfolio, references to "Putnam Management" represent Putnam Investment Management, LLC, the fund's manager, an indirect wholly-owned subsidiary of Franklin Resources, Inc., and references to "ASC 820" represent Accounting Standards Codification 820 *Fair Value Measurements and Disclosures*.

* Percentages indicated are based on net assets of \$158,934,772.

† This security is non-income-producing.

ⁱ This security was pledged, or purchased with cash that was pledged, to the fund for collateral on certain derivative contracts (Note 1).

^L Affiliated company (Note 5). The rate quoted in the security description is the annualized 7-day yield of the fund at the close of the reporting period.

^P This security was pledged, or purchased with cash that was pledged, to the fund for collateral on certain derivative contracts. The rate quoted in the security description is the annualized 7-day yield of the fund at the close of the reporting period.

Unless otherwise noted, the rates quoted in Short-term investments security descriptions represent the weighted average yield to maturity.

The dates shown on debt obligations are the original maturity dates.

DIVERSIFICATION BY COUNTRY^Δ

Distribution of investments by country of risk at the close of the reporting period, excluding collateral received, if any (as a percentage of Portfolio Value):

United States	77.9%	Japan	2.6%
Denmark	8.1	Canada	0.6
United Kingdom	5.6	Netherlands	0.5
France	4.7	Total	100.0%

^ΔMethodology differs from that used for purposes of complying with the fund's policy regarding investments in securities of foreign issuers, as discussed further in the fund's prospectus.

FORWARD CURRENCY CONTRACTS at 12/31/23 (aggregate face value \$26,101,684)							Unrealized
Counterparty	Currency	Contract type*	Delivery date	Value	Aggregate face value	Unrealized appreciation/(depreciation)	
Bank of America N.A.							
	Euro	Buy	3/20/24	\$108,741	\$106,508	\$2,233	
	Israeli Shekel	Buy	1/17/24	239,547	234,293	5,254	
	Swiss Franc	Buy	3/20/24	4,076,866	3,937,570	139,296	
Citibank, N.A.							
	Australian Dollar	Buy	1/17/24	267,522	263,286	4,236	
	Danish Krone	Sell	3/20/24	2,499,447	2,443,278	(56,169)	
Goldman Sachs International							
	British Pound	Sell	3/20/24	544,482	538,278	(6,204)	
	Canadian Dollar	Sell	1/17/24	228,193	220,245	(7,948)	
	Japanese Yen	Buy	2/21/24	1,906,115	1,808,324	97,791	
	Swedish Krona	Buy	3/20/24	215,451	207,172	8,279	
HSBC Bank USA, National Association							
	Australian Dollar	Sell	1/17/24	12,681	15,745	3,064	
	British Pound	Sell	3/20/24	387,130	382,598	(4,532)	
	Danish Krone	Sell	3/20/24	514,581	509,320	(5,261)	
	Swiss Franc	Buy	3/20/24	5,001,025	4,828,197	172,828	
JPMorgan Chase Bank N.A.							
	British Pound	Sell	3/20/24	606,198	599,337	(6,861)	
	Canadian Dollar	Sell	1/17/24	444,610	429,064	(15,546)	
	Japanese Yen	Buy	2/21/24	294,322	279,164	15,158	
Morgan Stanley & Co. International PLC							
	British Pound	Sell	3/20/24	228,249	225,720	(2,529)	
	Canadian Dollar	Buy	1/17/24	423,248	405,791	17,457	
	Japanese Yen	Buy	2/21/24	78,790	74,828	3,962	
	Swiss Franc	Buy	3/20/24	455,608	440,049	15,559	
NatWest Markets PLC							
	Australian Dollar	Buy	1/17/24	2,466,668	2,291,578	175,090	
	Danish Krone	Sell	3/20/24	712,700	699,380	(13,320)	
State Street Bank and Trust Co.							
	Canadian Dollar	Sell	1/17/24	700,959	676,495	(24,464)	
	Danish Krone	Buy	3/20/24	564,074	547,661	16,413	
	Swiss Franc	Buy	3/20/24	2,224,954	2,147,126	77,828	
UBSAG							
	Danish Krone	Sell	3/20/24	1,304,858	1,275,672	(29,186)	
WestPac Banking Corp.							
	British Pound	Sell	3/20/24	520,892	515,005	(5,887)	
Unrealized appreciation						754,448	
Unrealized (depreciation)						(177,907)	
Total						\$576,541	

* The exchange currency for all contracts listed is the United States Dollar.

ASC 820 establishes a three-level hierarchy for disclosure of fair value measurements. The valuation hierarchy is based upon the transparency of inputs to the valuation of the fund's investments. The three levels are defined as follows:

Level 1: Valuations based on quoted prices for identical securities in active markets.

Level 2: Valuations based on quoted prices in markets that are not active or for which all significant inputs are observable, either directly or indirectly.

Level 3: Valuations based on inputs that are unobservable and significant to the fair value measurement.

The following is a summary of the inputs used to value the fund's net assets as of the close of the reporting period:

Investments in securities:	Valuation inputs		
	Level 1	Level 2	Level 3
Common stocks*:			
Health care	\$124,886,025	\$28,685,117	\$—
Total common stocks	124,886,025	28,685,117	—
U.S. treasury obligations	—	372,486	—
Short-term investments	20,000	5,009,160	—
Totals by level	\$124,906,025	\$34,066,763	\$—

Other financial instruments:	Valuation inputs		
	Level 1	Level 2	Level 3
Forward currency contracts	\$—	\$576,541	\$—
Totals by level	\$—	\$576,541	\$—

* Common stock classifications are presented at the sector level, which may differ from the fund's portfolio presentation.

The accompanying notes are an integral part of these financial statements.

Statement of assets and liabilities

12/31/23

Assets	
Investment in securities, at value, (Notes 1 and 8):	
Unaffiliated issuers (identified cost \$103,748,463)	\$154,063,321
Affiliated issuers (identified cost \$4,909,467) (Note 5)	4,909,467
Dividends, interest and other receivables	126,194
Foreign tax reclaim	183,054
Receivable for shares of the fund sold	25,670
Unrealized appreciation on forward currency contracts (Note 1)	754,448
Total assets	160,062,154
Liabilities	
Payable for investments purchased	64,048
Payable for shares of the fund repurchased	268,466
Payable for compensation of Manager (Note 2)	81,597
Payable for custodian fees (Note 2)	5,086
Payable for investor servicing fees (Note 2)	17,812
Payable for Trustee compensation and expenses (Note 2)	50,253
Payable for administrative services (Note 2)	2,215
Payable for distribution fees (Note 2)	23,978
Unrealized depreciation on forward currency contracts (Note 1)	177,907
Collateral on certain derivative contracts, at value (Notes 1 and 8)	392,486
Other accrued expenses	43,534
Total liabilities	1,127,382
Net assets	\$158,934,772
Represented by	
Paid-in capital (Unlimited shares authorized) (Notes 1 and 4)	\$102,141,384
Total distributable earnings (Note 1)	56,793,388
Total — Representing net assets applicable to capital shares outstanding	\$158,934,772
Computation of net asset value Class IA	
Net assets	\$43,483,884
Number of shares outstanding	2,543,497
Net asset value, offering price and redemption price per share (net assets divided by number of shares outstanding)	\$17.10
Computation of net asset value Class IB	
Net assets	\$115,450,888
Number of shares outstanding	7,119,974
Net asset value, offering price and redemption price per share (net assets divided by number of shares outstanding)	\$16.22

The accompanying notes are an integral part of these financial statements.

Statement of operations

Year ended 12/31/23

Investment income

Dividends (net of foreign tax of \$79,888)	\$1,718,970
Interest (including interest income of \$340,665 from investments in affiliated issuers) (Note 5)	351,799
Securities lending (net of expenses) (Notes 1 and 5)	19,358
Total investment income	2,090,127

Expenses

Compensation of Manager (Note 2)	952,913
Investor servicing fees (Note 2)	107,577
Custodian fees (Note 2)	24,813
Trustee compensation and expenses (Note 2)	6,921
Distribution fees (Note 2)	277,102
Administrative services (Note 2)	4,949
Other	67,160
Total expenses	1,441,435
Expense reduction (Note 2)	(140)
Net expenses	1,441,295
Net investment income	648,832

Realized and unrealized gain (loss)

Net realized gain (loss) on:	
Securities from unaffiliated issuers (Notes 1 and 3)	6,410,238
Foreign currency transactions (Note 1)	(534)
Forward currency contracts (Note 1)	170,489
Total net realized gain	6,580,193
Change in net unrealized appreciation (depreciation) on:	
Securities from unaffiliated issuers	6,113,292
Assets and liabilities in foreign currencies	14,862
Forward currency contracts	104,520
Total change in net unrealized appreciation	6,232,674
Net gain on investments	12,812,867
Net increase in net assets resulting from operations	\$13,461,699

The accompanying notes are an integral part of these financial statements.

Statement of changes in net assets

	Year ended 12/31/23	Year ended 12/31/22
Increase (decrease) in net assets		
Operations:		
Net investment income	\$648,832	\$682,679
Net realized gain on investments and foreign currency transactions	6,580,193	11,937,106
Change in net unrealized appreciation (depreciation) of investments and assets and liabilities in foreign currencies	6,232,674	(21,085,933)
Net increase (decrease) in net assets resulting from operations	13,461,699	(8,466,148)
Distributions to shareholders (Note 1):		
From ordinary income		
Net investment income		
Class IA	(227,190)	(314,790)
Class IB	(330,386)	(518,043)
Net realized short-term gain on investments		
Class IA	—	(1,536,287)
Class IB	—	(3,928,166)
From capital gain on investments		
Net realized long-term gain on investments		
Class IA	(3,278,772)	(2,429,858)
Class IB	(8,741,439)	(6,212,958)
Increase (decrease) from capital share transactions (Note 4)	(432,254)	6,655,534
Total increase (decrease) in net assets	451,658	(16,750,716)
Net assets:		
Beginning of year	158,483,114	175,233,830
End of year	\$158,934,772	\$158,483,114

The accompanying notes are an integral part of these financial statements.

Financial highlights

(For a common share outstanding throughout the period)

Period ended	INVESTMENT OPERATIONS:				LESS DISTRIBUTIONS:				RATIOS AND SUPPLEMENTAL DATA:				
	Net asset value, beginning of period	Net investment income (loss) ^a	Net realized and unrealized gain (loss) on investments	Total from investment operations	From net investment income	From net realized gain on investments	Total distributions	Net asset value, end of period	Total return at net asset value (%) ^{b, c}	Net assets, end of period (in thousands)	Ratio of expenses to average net assets (%) ^{b, d}	Ratio of net investment income (loss) to average net assets (%)	Portfolio turnover (%)
Class IA													
12/31/23	\$17.03	.10	1.33	1.43	(.09)	(1.27)	(1.36)	\$17.10	9.39	\$43,484	.76	.60	35
12/31/22	19.52	.10	(.91)	(.81)	(.12)	(1.56)	(1.68)	17.03	(4.44)	45,067	.77 ^e	.62	72
12/31/21	17.97	.14	3.09	3.23	(.24)	(1.44)	(1.68)	19.52	19.77	51,394	.74	.75	51
12/31/20	17.32	.16	2.17	2.33	(.12)	(1.56)	(1.68)	17.97	16.47	48,233	.77	.96	82
12/31/19	13.92	.15	3.97	4.12	(.04)	(.68)	(.72)	17.32	30.58	46,266	.77	1.01	86
Class IB													
12/31/23	\$16.22	.05	1.27	1.32	(.05)	(1.27)	(1.32)	\$16.22	9.13	\$115,451	1.01	.35	35
12/31/22	18.67	.06	(.87)	(.81)	(.08)	(1.56)	(1.64)	16.22	(4.67)	113,416	1.02 ^e	.37	72
12/31/21	17.27	.09	2.95	3.04	(.20)	(1.44)	(1.64)	18.67	19.40	123,840	.99	.50	51
12/31/20	16.70	.11	2.10	2.21	(.08)	(1.56)	(1.64)	17.27	16.28	110,058	1.02	.71	82
12/31/19	13.44	.11	3.83	3.94	—	(.68)	(.68)	16.70	30.29	102,025	1.02	.76	86

^a Per share net investment income (loss) has been determined on the basis of the weighted average number of shares outstanding during the period.

^b The charges and expenses at the insurance company separate account level are not reflected.

^c Total return assumes dividend reinvestment.

^d Includes amounts paid through expense offset and brokerage/service arrangements, if any (Note 2). Also excludes acquired fund fees and expenses, if any.

^e Includes one-time proxy cost of 0.01%.

The accompanying notes are an integral part of these financial statements.

Notes to financial statements 12/31/23

Unless otherwise noted, the “reporting period” represents the period from January 1, 2023 through December 31, 2023. The following table defines commonly used references within the Notes to financial statements:

References to	Represent
Franklin Templeton	Franklin Resources, Inc.
JPMorgan	JPMorgan Chase Bank, N.A.
OTC	over-the-counter
PAC	The Putnam Advisory Company, LLC, an affiliate of Putnam Management
PIL	Putnam Investments Limited, an affiliate of Putnam Management
Putnam Management	Putnam Investment Management, LLC, the fund’s manager, an indirect wholly-owned subsidiary of Franklin Templeton
SEC	Securities and Exchange Commission
State Street	State Street Bank and Trust Company

Putnam VT Global Health Care Fund (the fund) is a non-diversified series of Putnam Variable Trust (the Trust), a Massachusetts business trust registered under the Investment Company Act of 1940, as amended, as an open-end management investment company. The goal of the fund is to seek capital appreciation. For this non-diversified fund concentrating in the health care industries, the fund invests mainly in common stocks (growth or value stocks or both) of large and midsize companies worldwide that Putnam Management believes have favorable investment potential. Under normal circumstances, the fund invests at least 80% of the fund’s net assets in securities of companies in the health care industries. This policy may be changed only after 60 days’ notice to shareholders. Potential investments include companies that manufacture health care supplies or provide health care-related services, and companies in the research, development, production and marketing of pharmaceuticals and biotechnology products. The fund may purchase stocks of companies with stock prices that reflect a value lower than that which Putnam Management places on the company. Putnam Management may consider, among other factors, a company’s valuation, financial strength, growth potential, competitive position in its industry, projected future earnings, cash flows and dividends when deciding whether to buy or sell investments. Putnam Management may also consider other factors that it believes will cause the stock price to rise. The fund may also use derivatives, such as futures, options, certain foreign currency transactions, warrants and swap contracts, for both hedging and non-hedging purposes, and may engage in short sales of securities. For example, Putnam Management typically use foreign currency forward contracts in connection with the fund’s investments in foreign securities in order to hedge the fund’s currency exposure relative to the fund’s benchmark index.

The use of the term “global” in the fund’s name is meant to emphasize that Putnam Management looks for investment opportunities on a worldwide basis and that our investment strategies are not constrained by the countries or regions in which companies are located. Under normal market conditions, the fund intends to invest in at least five different countries and at least 40% of its net assets in securities of foreign companies (or, if less, at least the percentage of net assets that is ten percentage points less than the percentage of the fund’s benchmark represented by foreign companies, as determined by the providers of the benchmark).

The fund offers class IA and class IB shares of beneficial interest. Class IA shares are offered at net asset value and are not subject to a distribution fee. Class IB shares are offered at net asset value and pay an ongoing distribution fee, which is identified in Note 2.

In the normal course of business, the fund enters into contracts that may include agreements to indemnify another party under given circumstances. The fund’s maximum exposure under these arrangements is unknown as this would involve future claims that may be, but have not yet been, made against the fund. However, the fund’s management team expects the risk of material loss to be remote.

The fund has entered into contractual arrangements with an investment adviser, administrator, distributor, shareholder servicing agent and custodian, who each provide services to the fund. Unless expressly stated otherwise, shareholders are not parties to, or intended beneficiaries of these contractual arrangements, and these contractual arrangements are not intended to create any shareholder right to enforce them against the service providers or to seek any remedy under them against the service providers, either directly or on behalf of the fund.

Under the Trust’s Amended and Restated Agreement and Declaration of Trust, any claims asserted by a shareholder against or on behalf of the Trust (or its series), including claims against Trustees and Officers, must be brought in state and federal courts located within the Commonwealth of Massachusetts.

Note 1 — Significant accounting policies

The fund follows the accounting and reporting guidance in Financial Accounting Standards Board (FASB) Accounting Standards Codification Topic 946, *Financial Services – Investment Companies* (ASC 946) and applies the specialized accounting and reporting guidance in U.S. Generally Accepted Accounting Principles (U.S. GAAP), including, but not limited to, ASC 946. The following is a summary of significant accounting policies consistently followed by the fund in the preparation of its financial statements. The preparation of financial statements is in conformity with accounting principles generally accepted in the United States of America and requires management to make estimates and assumptions that affect the reported amounts of assets and liabilities in the financial statements and the reported amounts of increases and decreases in net assets from operations. Actual results could differ from those estimates. Subsequent events after the Statement of assets and liabilities date through the date that the financial statements were issued have been evaluated in the preparation of the financial statements.

Investment income, realized and unrealized gains and losses and expenses of the fund are borne pro-rata based on the relative net assets of each class to the total net assets of the fund, except that each class bears expenses unique to that class (including the distribution fees applicable to such classes). Each class votes as a class only with respect to its own distribution plan or other matters on which a class vote is required by law or determined by the Trustees. If the fund were liquidated, shares of each class would receive their pro-rata share of the net assets of the fund. In addition, the Trustees declare separate dividends on each class of shares.

Security valuation Portfolio securities and other investments are valued using policies and procedures adopted by the Board of Trustees. The Trustees have formed a Pricing Committee to oversee the implementation of these procedures and have delegated responsibility for valuing the fund’s assets in accordance with these procedures to Putnam Management. Putnam Management has established an internal Valuation Committee that is responsible for making fair value determinations, evaluating the effectiveness of the pricing policies of the fund and reporting to the Pricing Committee.

Investments for which market quotations are readily available are valued at the last reported sales price on their principal exchange, or official closing price for certain markets, and are classified as Level 1 securities under Accounting Standards Codification 820 *Fair Value Measurements and Disclosures* (ASC 820). If no sales are reported, as in the case of some securities that are traded OTC, a security is valued at its last reported bid price and is generally categorized as a Level 2 security.

Investments in open-end investment companies (excluding exchange-traded funds), if any, which can be classified as Level 1 or Level 2 securities, are valued based on their net asset value. The net asset value of such investment companies equals the total value of their assets less their liabilities and divided by the number of their outstanding shares.

Market quotations are not considered to be readily available for certain debt obligations (including short-term investments with remaining maturities of 60 days or less) and other investments; such investments are valued on the basis of valuations furnished by an independent pricing service approved by the Trustees or dealers selected by Putnam Management. Such services or dealers determine valuations for normal institutional-size trading units of such securities using methods based on market transactions for comparable securities and various relationships, generally recognized by institutional traders, between securities (which consider such factors as security prices, yields, maturities and ratings). These securities will generally be categorized as Level 2.

Many securities markets and exchanges outside the U.S. close prior to the scheduled close of the New York Stock Exchange and therefore the closing prices for securities in such markets or on such exchanges may not fully reflect events that occur after such close but before the scheduled close of the New York Stock Exchange. Accordingly, on certain days, the fund will fair value certain foreign equity securities taking into account multiple factors including movements in the U.S. securities markets, currency valuations and comparisons to the valuation of American Depositary Receipts, exchange-traded funds and futures contracts. The foreign equity securities, which would generally be classified as Level 1 securities,

will be transferred to Level 2 of the fair value hierarchy when they are valued at fair value. The number of days on which fair value prices will be used will depend on market activity and it is possible that fair value prices will be used by the fund to a significant extent. At the close of the reporting period, fair value pricing was used for certain foreign securities in the portfolio. Securities quoted in foreign currencies, if any, are translated into U.S. dollars at the current exchange rate.

To the extent a pricing service or dealer is unable to value a security or provides a valuation that Putnam Management does not believe accurately reflects the security's fair value, the security will be valued at fair value by Putnam Management, which has been designated as valuation designee pursuant to Rule 2a-5 under the Investment Company Act of 1940, in accordance with policies and procedures approved by the Trustees. Certain investments, including certain restricted and illiquid securities and derivatives, are also valued at fair value following procedures approved by the Trustees. These valuations consider such factors as significant market or specific security events such as interest rate or credit quality changes, various relationships with other securities, discount rates, U.S. Treasury, U.S. swap and credit yields, index levels, convexity exposures, recovery rates, sales and other multiples and resale restrictions. These securities are classified as Level 2 or as Level 3 depending on the priority of the significant inputs.

To assess the continuing appropriateness of fair valuations, the Valuation Committee reviews and affirms the reasonableness of such valuations on a regular basis after considering all relevant information that is reasonably available. Such valuations and procedures are reviewed periodically by the Trustees. The fair value of securities is generally determined as the amount that the fund could reasonably expect to realize from an orderly disposition of such securities over a reasonable period of time. By its nature, a fair value price is a good faith estimate of the value of a security in a current sale and does not reflect an actual market price, which may be different by a material amount.

Security transactions and related investment income Security transactions are recorded on the trade date (the date the order to buy or sell is executed). Gains or losses on securities sold are determined on the identified cost basis.

Interest income, net of any applicable withholding taxes, if any, is recorded on the accrual basis. Amortization and accretion of premiums and discounts on debt securities, if any, is recorded on the accrual basis.

Dividend income, net of any applicable withholding taxes, is recognized on the ex-dividend date except that certain dividends from foreign securities, if any, are recognized as soon as the fund is informed of the ex-dividend date. Non-cash dividends, if any, are recorded at the fair value of the securities received. Dividends representing a return of capital or capital gains, if any, are reflected as a reduction of cost and/or as a realized gain.

Foreign currency translation The accounting records of the fund are maintained in U.S. dollars. The fair value of foreign securities, currency holdings, and other assets and liabilities is recorded in the books and records of the fund after translation to U.S. dollars based on the exchange rates on that day. The cost of each security is determined using historical exchange rates. Income and withholding taxes are translated at prevailing exchange rates when earned or incurred. The fund does not isolate that portion of realized or unrealized gains or losses resulting from changes in the foreign exchange rate on investments from fluctuations arising from changes in the market prices of the securities. Such gains and losses are included with the net realized and unrealized gain or loss on investments. Net realized gains and losses on foreign currency transactions represent net realized exchange gains or losses on disposition of foreign currencies, currency gains and losses realized between the trade and settlement dates on securities transactions and the difference between the amount of investment income and foreign withholding taxes recorded on the fund's books and the U.S. dollar equivalent amounts actually received or paid. Net unrealized appreciation and depreciation of assets and liabilities in foreign currencies arise from changes in the value of assets and liabilities other than investments at the period end, resulting from changes in the exchange rate.

Forward currency contracts The fund buys and sells forward currency contracts, which are agreements between two parties to buy and sell currencies at a set price on a future date. These contracts are used to hedge foreign exchange risk.

The U.S. dollar value of forward currency contracts is determined using current forward currency exchange rates supplied by a quotation service. The fair value of the contract will fluctuate with changes in currency exchange rates. The contract is marked to market daily and the change in fair value is recorded as an unrealized gain or loss. The fund records a realized gain or loss equal to the difference between the value of the contract at the time it was opened and the value at the time it was closed when the contract matures or by delivery of the currency. The fund could be exposed to risk if the value of the currency changes unfavorably, if

the counterparties to the contracts are unable to meet the terms of their contracts or if the fund is unable to enter into a closing position. Risks may exceed amounts recognized on the Statement of assets and liabilities.

Forward currency contracts outstanding at period end, if any, are listed after the fund's portfolio.

Master agreements The fund is a party to ISDA (International Swaps and Derivatives Association, Inc.) Master Agreements (Master Agreements) with certain counterparties that govern OTC derivative and foreign exchange contracts entered into from time to time. The Master Agreements may contain provisions regarding, among other things, the parties' general obligations, representations, agreements, collateral requirements, events of default and early termination. With respect to certain counterparties, in accordance with the terms of the Master Agreements, collateral pledged to the fund is held in a segregated account by the fund's custodian and, with respect to those amounts which can be sold or repledged, is presented in the fund's portfolio.

Collateral pledged by the fund is segregated by the fund's custodian and identified in the fund's portfolio. Collateral can be in the form of cash or debt securities issued by the U.S. Government or related agencies or other securities as agreed to by the fund and the applicable counterparty. Collateral requirements are determined based on the fund's net position with each counterparty.

Termination events applicable to the fund may occur upon a decline in the fund's net assets below a specified threshold over a certain period of time. Termination events applicable to counterparties may occur upon a decline in the counterparty's long-term and short-term credit ratings below a specified level. In each case, upon occurrence, the other party may elect to terminate early and cause settlement of all derivative and foreign exchange contracts outstanding, including the payment of any losses and costs resulting from such early termination, as reasonably determined by the terminating party. Any decision by one or more of the fund's counterparties to elect early termination could impact the fund's future derivative activity.

At the close of the reporting period, the fund had a net liability position of \$94,255 on open derivative contracts subject to the Master Agreements. There was no collateral pledged by the fund at period end for these agreements.

Securities lending The fund may lend securities, through its agent, to qualified borrowers in order to earn additional income. The loans are collateralized by cash in an amount at least equal to the fair value of the securities loaned. The fair value of securities loaned is determined daily and any additional required collateral is allocated to the fund on the next business day. The remaining maturities of the securities lending transactions are considered overnight and continuous. The risk of borrower default will be borne by the fund's agent; the fund will bear the risk of loss with respect to the investment of the cash collateral. Income from securities lending, if any, is net of expenses and is included in investment income on the Statement of operations. Cash collateral is invested in Putnam Cash Collateral Pool, LLC, a limited liability company managed by an affiliate of Putnam Management. Investments in Putnam Cash Collateral Pool, LLC are valued at its closing net asset value each business day. There are no management fees charged to Putnam Cash Collateral Pool, LLC. At the close of the reporting period, the fund had no securities out on loan.

Interfund lending The fund, along with other Putnam funds, may participate in an interfund lending program pursuant to an exemptive order issued by the SEC. This program allows the fund to borrow from or lend to other Putnam funds that permit such transactions. Interfund lending transactions are subject to each fund's investment policies and borrowing and lending limits. Interest earned or paid on the interfund lending transaction will be based on the average of certain current market rates. During the reporting period, the fund did not utilize the program.

Lines of credit The fund participates, along with other Putnam funds, in a \$320 million syndicated unsecured committed line of credit, provided by State Street (\$160 million) and JPMorgan (\$160 million), and a \$235.5 million unsecured uncommitted line of credit, provided by State Street. Borrowings may be made for temporary or emergency purposes, including the funding of shareholder redemption requests and trade settlements. Interest is charged to the fund based on the fund's borrowing at a rate equal to 1.25% plus the higher of (1) the Federal Funds rate and (2) the Overnight Bank Funding Rate for the committed line of credit and 1.30% plus the higher of (1) the Federal Funds rate and (2) the Overnight Bank Funding Rate for the uncommitted line of credit. A closing fee equal to 0.04% of the committed line of credit and 0.04% of the uncommitted line of credit has been paid by the participating funds and a \$75,000 fee has been paid by the participating funds to State Street as agent of the syndicated committed line of credit. In addition, a commitment fee of 0.21% per annum on any unutilized portion of the committed line of credit is allocated to the participating funds based on their

relative net assets and paid quarterly. During the reporting period, the fund had no borrowings against these arrangements.

Federal taxes It is the policy of the fund to distribute all of its taxable income within the prescribed time period and otherwise comply with the provisions of the Internal Revenue Code of 1986, as amended (the Code), applicable to regulated investment companies.

The fund is subject to the provisions of Accounting Standards Codification 740 *Income Taxes* (ASC 740). ASC 740 sets forth a minimum threshold for financial statement recognition of the benefit of a tax position taken or expected to be taken in a tax return. The fund did not have a liability to record for any unrecognized tax benefits in the accompanying financial statements. No provision has been made for federal taxes on income, capital gains or unrealized appreciation on securities held nor for excise tax on income and capital gains. Each of the fund's federal tax returns for the prior three fiscal years remains subject to examination by the Internal Revenue Service.

The fund may also be subject to taxes imposed by governments of countries in which it invests. Such taxes are generally based on either income or gains earned or repatriated. The fund accrues and applies such taxes to net investment income, net realized gains and net unrealized gains as income and/or capital gains are earned. In some cases, the fund may be entitled to reclaim all or a portion of such taxes, and such reclaim amounts, if any, are reflected as an asset on the fund's books. In many cases, however, the fund may not receive such amounts for an extended period of time, depending on the country of investment.

Distributions to shareholders Distributions to shareholders from net investment income, if any, are recorded by the fund on the ex-dividend date. Distributions from capital gains, if any, are recorded on the ex-dividend date and paid at least annually. The amount and character of income and gains to be distributed are determined in accordance with income tax regulations, which may differ from generally accepted accounting principles. These differences include temporary and/or permanent differences from losses on wash sale transactions and from foreign currency gains and losses. Reclassifications are made to the fund's capital accounts to reflect income and gains available for distribution (or available capital loss carryovers) under income tax regulations. At the close of the reporting period, the fund reclassified \$215,043 to decrease distributions in excess of net investment income and \$215,043 to decrease accumulated net realized gain.

Tax cost of investments includes adjustments to net unrealized appreciation (depreciation) which may not necessarily be final tax cost basis adjustments, but closely approximate the tax basis unrealized gains and losses that may be realized and distributed to shareholders. The tax basis components of distributable earnings and the federal tax cost as of the close of the reporting period were as follows:

Unrealized appreciation	\$55,210,648
Unrealized depreciation	(6,209,069)
Net unrealized appreciation	49,001,579
Undistributed ordinary income	782,657
Undistributed long-term gains	5,714,992
Undistributed short-term gains	1,282,114
Cost for federal income tax purposes	\$110,547,750

Expenses of the Trust Expenses directly charged or attributable to any fund will be paid from the assets of that fund. Generally, expenses of the Trust will be allocated among and charged to the assets of each fund on a basis that the Trustees deem fair and equitable, which may be based on the relative assets of each fund or the nature of the services performed and relative applicability to each fund.

Beneficial interest At the close of the reporting period, insurance companies or their separate accounts were record owners of all but a de minimis number of the shares of the fund. Approximately 37.0% of the fund is owned by accounts of one insurance company.

Note 2 — Management fee, administrative services and other transactions

The fund pays Putnam Management a management fee (based on the fund's average net assets and computed and paid monthly) at annual rates that may vary based on the average of the aggregate net assets of all open-end mutual funds sponsored by Putnam Management (excluding net assets of funds that are invested in, or that are invested in by, other Putnam funds to the extent necessary to avoid "double counting" of those assets). Such annual rates may vary as follows:

0.780%	of the first \$5 billion,
0.730%	of the next \$5 billion,
0.680%	of the next \$10 billion,
0.630%	of the next \$10 billion,
0.580%	of the next \$50 billion,
0.560%	of the next \$50 billion,
0.550%	of the next \$100 billion and
0.545%	of any excess thereafter.

For the reporting period, the management fee represented an effective rate (excluding the impact from any expense waivers in effect) of 0.620% of the fund's average net assets.

Putnam Management has contractually agreed, through April 30, 2025, to waive fees and/or reimburse the fund's expenses to the extent necessary to limit the cumulative expenses of the fund, exclusive of brokerage, interest, taxes, investment-related expenses, extraordinary expenses, acquired fund fees and expenses and payments under the fund's investor servicing contract, investment management contract and distribution plan, on a fiscal year-to-date basis to an annual rate of 0.20% of the fund's average net assets over such fiscal year-to-date period. During the reporting period, the fund's expenses were not reduced as a result of this limit.

PIL is authorized by the Trustees to manage a separate portion of the assets of the fund as determined by Putnam Management from time to time. PIL did not manage any portion of the assets of the fund during the reporting period. If Putnam Management were to engage the services of PIL, Putnam Management would pay a quarterly sub-management fee to PIL for its services at an annual rate of 0.25% of the average net assets of the portion of the fund managed by PIL.

PAC is authorized by the Trustees to manage a separate portion of the assets of the fund, as designated from time to time by Putnam Management or PIL. PAC did not manage any portion of the assets of the fund during the reporting period. If Putnam Management or PIL were to engage the services of PAC, Putnam Management or PIL, as applicable, would pay a quarterly sub-advisory fee to PAC for its services at the annual rate of 0.25% of the average net assets of the portion of the fund's assets for which PAC is engaged as sub-adviser.

On January 1, 2024, a subsidiary of Franklin Templeton acquired Putnam U.S. Holdings I, LLC ("Putnam Holdings"), the parent company of Putnam Management, PIL, and PAC, in a stock and cash transaction (the "Transaction"). As a result of the Transaction, Putnam Management (the investment manager to the fund and a wholly-owned subsidiary of Putnam Holdings), PIL (a sub-adviser to the fund and an indirect, wholly-owned subsidiary of Putnam Holdings), and PAC (a sub-adviser to the fund and an indirect, wholly-owned subsidiary of Putnam Holdings) became indirect, wholly owned subsidiaries of Franklin Templeton. The Transaction also resulted in the automatic termination of the investment management contract between the fund and Putnam Management, the sub-management contract for the fund between Putnam Management and PIL, and the sub-advisory contract for the fund among Putnam Management, PIL, and PAC that were in place for the fund before the Transaction. However, Putnam Management, PIL, and PAC continue to provide uninterrupted services with respect to the fund pursuant to new investment management, sub-management, and sub-advisory contracts that were approved by fund shareholders at a shareholder meeting held in connection with the Transaction and that took effect on January 1, 2024. The terms of the new investment management, sub-management, and sub-advisory contracts are substantially similar to those of the previous investment management, sub-management, and sub-advisory contracts, and the fee rates payable under the new investment management, sub-management, and sub-advisory contracts are the same as the fee rates under the previous investment management, sub-management, and sub-advisory contracts.

The fund reimburses Putnam Management an allocated amount for the compensation and related expenses of certain officers of the fund and their staff who provide administrative services to the fund. The aggregate amount of all such reimbursements is determined annually by the Trustees.

Custodial functions for the fund's assets are provided by State Street. Custody fees are based on the fund's asset level, the number of its security holdings and transaction volumes.

Putnam Investor Services, Inc., an affiliate of Putnam Management, provides investor servicing agent functions to the fund. Putnam Investor Services, Inc. was paid a monthly fee for investor servicing at an annual rate of 0.07% of the fund's

average daily net assets. During the reporting period, the expenses for each class of shares related to investor servicing fees were as follows:

Class IA	\$29,997
Class IB	77,580
Total	\$107,577

The fund has entered into expense offset arrangements with Putnam Investor Services, Inc. and State Street whereby Putnam Investor Services, Inc.'s and State Street's fees are reduced by credits allowed on cash balances. For the reporting period, the fund's expenses were reduced by \$140 under the expense offset arrangements.

Each Independent Trustee of the fund receives an annual Trustee fee, of which \$132, as a quarterly retainer, has been allocated to the fund, and an additional fee for each Trustees meeting attended. Trustees also are reimbursed for expenses they incur relating to their services as Trustees.

The fund has adopted a Trustee Fee Deferral Plan (the Deferral Plan) which allows the Trustees to defer the receipt of all or a portion of Trustees fees payable from July 1, 1995 through December 31, 2023. The deferred fees remain invested in certain Putnam funds until distribution in accordance with the Deferral Plan.

The fund has adopted an unfunded noncontributory defined benefit pension plan (the Pension Plan) covering all Trustees of the fund who have served as a Trustee for at least five years and were first elected prior to 2004. Benefits under the Pension Plan are equal to 50% of the Trustee's average annual attendance and retainer fees for the three years ended December 31, 2005. The retirement benefit is payable during a Trustee's lifetime, beginning the year following retirement, for the number of years of service through December 31, 2006. Pension expense for the fund is included in Trustee compensation and expenses in the Statement of operations. Accrued pension liability is included in Payable for Trustee compensation and expenses in the Statement of assets and liabilities. The Trustees have terminated the Pension Plan with respect to any Trustee first elected after 2003.

Note 4 — Capital shares

At the close of the reporting period, there were an unlimited number of shares of beneficial interest authorized. Subscriptions and redemptions are presented at the omnibus level. Transactions in capital shares were as follows:

	Class IA shares				Class IB shares			
	Year ended 12/31/23		Year ended 12/31/22		Year ended 12/31/23		Year ended 12/31/22	
	Shares	Amount	Shares	Amount	Shares	Amount	Shares	Amount
Shares sold	108,102	\$1,736,018	155,681	\$2,631,051	443,773	\$6,752,734	784,541	\$12,797,227
Shares issued in connection with reinvestment of distributions	230,807	3,505,962	243,097	4,280,935	628,678	9,071,825	634,097	10,659,167
	338,909	5,241,980	398,778	6,911,986	1,072,451	15,824,559	1,418,638	23,456,394
Shares repurchased	(441,750)	(7,114,085)	(385,094)	(6,550,462)	(944,273)	(14,384,708)	(1,058,432)	(17,162,384)
Net increase (decrease)	(102,841)	\$(1,872,105)	13,684	\$361,524	128,178	\$1,439,851	360,206	\$6,294,010

Note 5 — Affiliated transactions

Transactions during the reporting period with any company which is under common ownership or control were as follows:

Name of affiliate	Fair value as of 12/31/22	Purchase cost	Sale proceeds	Investment income	Shares outstanding and fair value as of 12/31/23
Short-term investments					
Putnam Cash Collateral Pool, LLC*	\$5,328,454	\$35,059,260	\$40,387,714	\$201,640	\$—
Putnam Short Term Investment Fund Class P**	5,816,277	35,273,411	36,180,221	340,665	4,909,467
Total Short-term investments	\$11,144,731	\$70,332,671	\$76,567,935	\$542,305	\$4,909,467

* No management fees are charged to Putnam Cash Collateral Pool, LLC (Note 1). Investment income shown is included in securities lending income on the Statement of operations. There were no realized or unrealized gains or losses during the period.

** Management fees charged to Putnam Short Term Investment Fund have been waived by Putnam Management. There were no realized or unrealized gains or losses during the period.

Note 6 — Market, credit and other risks

In the normal course of business, the fund trades financial instruments and enters into financial transactions where risk of potential loss exists due to changes in the market (market risk) or failure of the contracting party to the transaction to perform (credit risk). The fund may be exposed to additional credit risk that an institution or other entity with which the fund has unsettled or open transactions will default. Investments in foreign securities involve certain risks, including those related to economic instability, unfavorable political developments, and currency fluctuations. The fund concentrates a majority of its investments in the health care sector, which involves more risk than a fund that invests more broadly.

The fund has adopted a distribution plan (the Plan) with respect to its class IB shares pursuant to Rule 12b-1 under the Investment Company Act of 1940. The purpose of the Plan is to compensate Putnam Retail Management Limited Partnership, an indirect wholly-owned subsidiary of Franklin Templeton, for services provided and expenses incurred in distributing shares of the fund. The Plan provides for payment by the fund to Putnam Retail Management Limited Partnership at an annual rate of up to 0.35% of the average net assets attributable to the fund's class IB shares. The Trustees have approved payment by the fund at an annual rate of 0.25% of the average net assets attributable to the fund's class IB shares. The expenses related to distribution fees during the reporting period are included in Distribution fees in the Statement of operations.

Note 3 — Purchases and sales of securities

During the reporting period, the cost of purchases and the proceeds from sales, excluding short-term investments, were as follows:

	Cost of purchases	Proceeds from sales
Investments in securities (Long-term)	\$51,825,903	\$62,768,166
U.S. government securities (Long-term)	—	—
Total	\$51,825,903	\$62,768,166

The fund may purchase or sell investments from or to other Putnam funds in the ordinary course of business, which can reduce the fund's transaction costs, at prices determined in accordance with SEC requirements and policies approved by the Trustees. During the reporting period, purchases or sales of long-term securities from or to other Putnam funds, if any, did not represent more than 5% of the fund's total cost of purchases and/or total proceeds from sales.

Note 7 — Summary of derivative activity

The volume of activity for the reporting period for any derivative type that was held during the period is listed below and was based on an average of the holdings at the end of each fiscal quarter:

Forward currency contracts (contract amount)	\$31,200,000
--	--------------

The following is a summary of the fair value of derivative instruments as of the close of the reporting period:

Fair value of derivative instruments as of the close of the reporting period

Derivatives not accounted for as hedging instruments under ASC 815	Asset derivatives		Liability derivatives	
	Statement of assets and liabilities location	Fair value	Statement of assets and liabilities location	Fair value
Foreign exchange contracts	Receivables	\$754,448	Payables	\$177,907
Total		\$754,448		\$177,907

The following is a summary of realized and change in unrealized gains or losses of derivative instruments in the Statement of operations for the reporting period (Note 1):

Amount of realized gain or (loss) on derivatives recognized in net gain or (loss) on investments

Derivatives not accounted for as hedging instruments under ASC 815	Forward currency contracts	Total
Foreign exchange contracts	\$170,489	\$170,489
Total	\$170,489	\$170,489

Change in unrealized appreciation or (depreciation) on derivatives recognized in net gain or (loss) on investments

Derivatives not accounted for as hedging instruments under ASC 815	Forward currency contracts	Total
Foreign exchange contracts	\$104,520	\$104,520
Total	\$104,520	\$104,520

Note 8 — Offsetting of financial and derivative assets and liabilities

The following table summarizes any derivatives, repurchase agreements and reverse repurchase agreements, at the end of the reporting period, that are subject to an enforceable master netting agreement or similar agreement. For securities lending transactions or borrowing transactions associated with securities sold short, if any, see Note 1. For financial reporting purposes, the fund does not offset financial assets and financial liabilities that are subject to the master netting agreements in the Statement of assets and liabilities.

	Bank of America N.A.	Citibank, N.A.	Goldman Sachs International	HSBC Bank USA, National Association	JPMorgan Chase Bank N.A.	Morgan Stanley & International PLC	NatWest Markets PLC	State Street Bank and Trust Co.	UBS AG	WestPac Banking Corp.	Total
Assets:											
Forward currency contracts [#]	\$146,783	\$4,236	\$106,070	\$175,892	\$15,158	\$36,978	\$175,090	\$94,241	\$—	\$—	\$754,448
Total Assets	\$146,783	\$4,236	\$106,070	\$175,892	\$15,158	\$36,978	\$175,090	\$94,241	\$—	\$—	\$754,448
Liabilities:											
Forward currency contracts [#]	—	56,169	14,152	9,793	22,407	2,529	13,320	24,464	29,186	5,887	177,907
Total Liabilities	\$—	\$56,169	\$14,152	\$9,793	\$22,407	\$2,529	\$13,320	\$24,464	\$29,186	\$5,887	\$177,907
Total Financial and Derivative Net Assets	\$146,783	\$(51,933)	\$91,918	\$166,099	\$(7,249)	\$34,449	\$161,770	\$69,777	\$(29,186)	\$(5,887)	\$576,541
Total collateral received (pledged) ^{†##}	\$135,283	\$—	\$—	\$123,057	\$—	\$20,000	\$114,146	\$—	\$—	\$—	
Net amount	\$11,500	\$(51,933)	\$91,918	\$43,042	\$(7,249)	\$14,449	\$47,624	\$69,777	\$(29,186)	\$(5,887)	
<i>Controlled collateral received (including TBA commitments)**</i>	\$135,283	\$—	\$—	\$123,057	\$—	\$20,000	\$114,146	\$—	\$—	\$—	\$392,486
<i>Uncontrolled collateral received</i>	\$—	\$—	\$—	\$—	\$—	\$—	\$—	\$—	\$—	\$—	\$—
<i>Collateral (pledged) (including TBA commitments)**</i>	\$—	\$—	\$—	\$—	\$—	\$—	\$—	\$—	\$—	\$—	\$—

** Included with Investments in securities on the Statement of assets and liabilities.

† Additional collateral may be required from certain brokers based on individual agreements.

Covered by master netting agreement (Note 1).

Any over-collateralization of total financial and derivative net assets is not shown. Collateral may include amounts related to unsettled agreements.

Federal tax information (Unaudited)

Pursuant to §852 of the Internal Revenue Code, as amended, the fund hereby designates \$6,347,222 as a capital gain dividend with respect to the taxable year ended December 31, 2023, or, if subsequently determined to be different, the net capital gain of such year.

The fund designated 100.00% of ordinary income distributions as qualifying for the dividends received deduction for corporations.

Shareholder meeting results (Unaudited)

October 20, 2023 special meeting

At the meeting, a new Management Contract for your fund with Putnam Investment Management, LLC was approved, as follows:

Votes for	Votes against	Abstentions/Votes withheld
9,256,541	295,495	503,458

At the meeting, a new Sub-Management Contract for your fund between Putnam Investment Management, LLC and Putnam Investments Limited was approved, as follows:









Votes for	Votes against	Abstentions/Votes withheld
9,163,303	353,755	538,436

At the meeting, a new Sub-Advisory Contract for your fund between Putnam Investment Management, LLC, Putnam Investments Limited and The Putnam Advisory Company, LLC was approved, as follows:

Votes for	Votes against	Abstentions/Votes withheld
9,172,089	356,103	527,302

All tabulations are rounded to the nearest whole number.

About the Trustees

Name	Year of birth	Position held	Principal occupations during past five years	Other directorships	
Independent Trustees					
Liaquat Ahamed	Born 1952	Trustee since 2012	Author; won Pulitzer Prize for <i>Lords of Finance: The Bankers Who Broke the World</i> .	Chair of the Sun Valley Writers Conference, a literary not-for-profit organization, and a Trustee of the Journal of Philosophy.	
Barbara M. Baumann	Born 1955	Trustee since 2010 Vice Chair since 2022	President of Cross Creek Energy Corporation, a strategic consultant to domestic energy firms and direct investor in energy projects.	Director of Devon Energy Corporation, a publicly traded independent natural gas and oil exploration and production company; Director of National Fuel Gas Company, a publicly traded energy company that engages in the production, gathering, transportation, distribution, and marketing of natural gas; Senior Advisor to the energy private equity firm First Reserve; member of the Finance Committee of the Children's Hospital of Colorado; member of the Investment Committee of the Board of The Denver Foundation; and previously a Director of publicly traded companies Buckeye Partners LP, UNS Energy Corporation, CVR Energy Company, and SM Energy Corporation.	
Katinka Domotorffy	Born 1975	Trustee since 2012	Voting member of the Investment Committees of the Anne Ray Foundation and Margaret A. Cargill Foundation, part of the Margaret A. Cargill Philanthropies.	Director of the Great Lakes Science Center and of College Now Greater Cleveland.	
Catharine Bond Hill	Born 1954	Trustee since 2017	Managing Director of Ithaca S+R, a not-for-profit service that helps the academic community navigate economic and technological change. From 2006 to 2016, Dr. Hill served as the 10th president of Vassar College.	Director of Yale-NUS College and Trustee of Yale University.	
Kenneth R. Leibler	Born 1949	Trustee since 2006 Vice Chair from 2016 to 2018, Chair since 2018	Vice Chair Emeritus of the Board of Trustees of Beth Israel Deaconess Hospital in Boston. Member of the Investment Committee of the Boston Arts Academy Foundation.	Director of Eversource Corporation, which operates New England's largest energy delivery system; previously the Chairman of the Boston Options Exchange, an electronic marketplace for the trading of listed derivatives securities; previously the Chairman and Chief Executive Officer of the Boston Stock Exchange; and previously the President and Chief Operating Officer of the American Stock Exchange.	
Jennifer Williams Murphy*	Born 1964	Trustee since 2022	Chief Executive Officer and Founder of Runa Digital Assets, LLC, an institutional investment advisory firm specializing in active management of digital assets. Until 2021, Chief Operating Officer of Western Asset Management, LLC, a global investment adviser, and Chief Executive Officer and President of Western Asset Mortgage Capital Corporation, a mortgage finance real estate investment trust.	Previously, a Director of Western Asset Mortgage Capital Corporation.	
Marie Pillai	Born 1954	Trustee since 2022	Senior Advisor, Hunter Street Partners, LP, an asset-oriented private investment firm; Specialty Leader and Member of the Curriculum Committee of the Center for Board Certified Fiduciaries, a public benefit corporation providing coursework for developing fiduciaries. Until 2019, Vice President, Chief Investment Officer, and Treasurer of General Mills, Inc., a global food company.	Member of the Investment Committee of the Bush Foundation, a nonprofit organization supporting community problem-solving in Minnesota, North Dakota, and South Dakota; Member of the Finance Council and Corporate Board of the Archdiocese of Saint Paul and Minneapolis; Director of Choice Bank, a private, community bank based in North Dakota; and previously a Board Member of Catholic Charities of St. Paul and Minneapolis; former Director of the Catholic Community Foundation of Minnesota; and former Investment Advisory Board Member of the University of Minnesota.	
George Putnam III	Born 1951	Trustee since 1984	Chairman of New Generation Research, Inc., a publisher of financial advisory and other research services, and President of New Generation Advisors, LLC, a registered investment adviser to private funds.	Director of The Boston Family Office, LLC, a registered investment adviser; a Director of the Gloucester Marine Genomics Institute; a Trustee of the Lowell Observatory Foundation; and previously a Trustee of the Marine Biological Laboratory.	

Name Year of birth Position held	Principal occupations during past five years	Other directorships	
Manoj P. Singh Born 1952 Trustee since 2017	Until 2015, Chief Operating Officer and Global Managing Director at Deloitte Touche Tohmatsu, Ltd., a global professional services organization, serving on the Deloitte U.S. Board of Directors and the boards of Deloitte member firms in China, Mexico, and Southeast Asia.	Director of ReNew Energy Global Plc, a publicly traded renewable energy company; Director of Abt Associates, a global research firm working in the fields of health, social and environmental policy, and international development; Trustee of Carnegie Mellon University; Director of Pratham USA, an organization dedicated to children's education in India; member of the advisory board of Altimetrik, a business transformation and technology solutions firm; and Director of DXC Technology, a global IT services and consulting company.	
Mona K. Sutphen Born 1967 Trustee since 2020	Partner, Investment Strategies, at The Vistria Group, a private investment firm focused on middle-market companies in the health care, education, and financial services industries. From 2014 to 2018, Partner at Macro Advisory Partners, a global consulting firm.	Director of Spotify Technology S.A., a publicly traded audio content streaming service; Director of Unitek Learning, a private nursing and medical services education provider in the United States; Board Member, International Rescue Committee; Co-Chair of the Board of Human Rights First; Trustee of Mount Holyoke College; member of the Advisory Board for the Center on Global Energy Policy at Columbia University's School of International and Public Affairs; previously Director of Pattern Energy and Pioneer Natural Resources, publicly traded energy companies; and previously Managing Director of UBS AG.	

Interested Trustees

Robert L. Reynolds† Born 1952 Trustee since 2008	Chair of Great-West Lifeco U.S. LLC. Prior to 2019, also President and Chief Executive Officer of Great-West Financial, a financial services company that provides retirement savings plans, life insurance, and annuity and executive benefits products, and of Great-West Lifeco U.S. LLC, a holding company that owns Putnam Investments and Great-West Financial, and a member of Great-West Financial's Board of Directors. Until 2023, President and Chief Executive Officer of Putnam Investments, President and Chief Executive Officer of Putnam Management, and member of Putnam Investments' Board of Directors.	Director of the Concord Museum; Director of Dana-Farber Cancer Institute; Director of the U.S. Ski & Snowboard Foundation; Chair of the Boston Advisory Board of the American Ireland Fund; Council Co-Chair of the American Enterprise Institute; Member of U.S. Chamber of Commerce, Center for Capital Markets Competitiveness; Chair of Massachusetts High Technology Council; Member of the Chief Executives Club of Boston; Member of the Massachusetts General Hospital President's Council; Chairman of the Board of Directors of the Ron Burton Training Village; Director and former Chair of the Massachusetts Competitive Partnership; former Chair of the West Virginia University Foundation; and former Executive Committee Member of the Greater Boston Chamber of Commerce.	
Jane E. Trust‡ Born 1962 Trustee since 2024	Since 2020, Senior Vice President, Fund Board Management, of Franklin Templeton. Since 2015, Officer and/or Trustee/Director of 127 funds associated with Legg Mason Partners Fund Advisor, LLC ("LMPFA") or its affiliates, and President and Chief Executive Officer of LMPFA. From 2018 to 2020, Senior Managing Director of Legg Mason & Co., LLC (Legg Mason & Co.). From 2016 to 2018, Managing Director of Legg Mason & Co. In 2015, Senior Vice President of LMPFA.	None.	

*Ms. Murphy is the founder, controlling member, and Chief Executive Officer of Runa Digital Assets, LLC ("RDA"), the investment manager of Runa Digital Partners, LP ("RDP"), a private investment fund. Ms. Murphy also holds a controlling interest in RDP's general partner and is a limited partner in RDP. A subsidiary of Franklin Templeton and certain individuals employed by Franklin Templeton or its affiliates have made passive investments as limited partners in RDP (one of whom serves on the advisory board for RDA, which has no governance or oversight authority over RDA), representing in the aggregate approximately 33% of RDP as of October 31, 2023. In addition, if certain conditions are met, Franklin Templeton will be entitled to receive a portion of any incentive compensation allocable to RDP's general partner. For so long as Franklin Templeton maintains its investment in RDP, Ms. Murphy also has agreed upon request to advise and consult with Franklin Templeton and its affiliates on the market for digital assets. Ms. Murphy provides similar service to other limited partners in RDP that request her advice. Ms. Murphy also is entitled to receive deferred cash compensation in connection with her prior employment by an affiliate of Franklin Templeton, which employment ended at the end of 2021. With regard to Ms. Murphy, the relationships described above may give rise to a potential conflict of interest with respect to the Funds.

†Mr. Reynolds is an "interested person" (as defined in the Investment Company Act of 1940) of the fund and Putnam Management. He is President of your fund and each of the other Putnam funds and holds direct beneficial interest in shares of Franklin Templeton, of which Putnam Management is an indirect wholly-owned subsidiary.

‡Ms. Trust is an "interested person" (as defined in the Investment Company Act of 1940) of the fund and Putnam Management by virtue of her positions with certain affiliates of Putnam Management.

The address of each Trustee is 100 Federal Street, Boston, MA 02110.

As of December 31, 2023, there were 105 funds in the Putnam family of funds, including 89 mutual funds, 4 closed-end funds, and 12 exchange-traded funds. Each Trustee serves as Trustee of the 105 funds in the Putnam family of funds. Ms. Trust also serves as Trustee of 127 other funds that are advised by one or more affiliates of Putnam Management.

Each Trustee serves for an indefinite term, until his or her resignation, retirement at age 75, removal, or death.

Officers

In addition to Robert L. Reynolds, the other officers of the fund are shown below:

Kevin R. Blatchford *(Born 1967)*

Vice President and Assistant Treasurer
Since 2023
Director, Financial Reporting, Putnam Holdings

James F. Clark *(Born 1974)*

Vice President and Chief Compliance Officer
Since 2016
Chief Compliance Officer, Putnam Management and Putnam Holdings

Michael J. Higgins *(Born 1976)*

Vice President, Treasurer, and Clerk
Since 2010

Jonathan S. Horwitz *(Born 1955)*

Executive Vice President, Principal Executive Officer, and Compliance Liaison
Since 2004

Kelley Hunt *(Born 1984)*

AML Compliance Officer
Since 2023
Manager, U.S. Financial Crime Compliance, Franklin Templeton

Martin Lemaire *(Born 1984)*

Vice President and Derivatives Risk Manager
Since 2022
Risk Manager and Risk Analyst, Putnam Management

Alan G. McCormack *(Born 1964)*

Vice President and Derivatives Risk Manager
Since 2022
Head of Quantitative Equities and Risk, Putnam Management

Denere P. Poulack *(Born 1968)*

Assistant Vice President, Assistant Clerk, and Assistant Treasurer
Since 2004

Janet C. Smith *(Born 1965)*

Vice President, Principal Financial Officer, Principal Accounting Officer, and Assistant Treasurer
Since 2007
Head of Fund Administration Services, Putnam Holdings and Putnam Management

Stephen J. Tate *(Born 1974)*

Vice President and Chief Legal Officer
Since 2021
General Counsel, Putnam Holdings, Putnam Management, and Putnam Retail Management

The principal occupations of the officers for the past five years have been with the employers as shown above, although in some cases they have held different positions with such employers. The address of each officer, other than Ms. Hunt, is 100 Federal Street, Boston, MA 02110. Ms. Hunt's address is 100 Fountain Parkway, St. Petersburg, FL 33716.

This page intentionally left blank.

This page intentionally left blank.

Other important information

Proxy voting

The Putnam funds' proxy voting guidelines and procedures, as well as information regarding how your fund voted proxies relating to portfolio securities during the 12-month period ended June 30, 2023, are available in the Individual Investors section of putnam.com and on the Securities and Exchange Commission's (SEC) website at www.sec.gov. If you have questions about finding forms on the SEC's website, you may call the SEC at 1-800-SEC-0330. You may also obtain the Putnam funds' proxy voting guidelines and procedures at no charge by calling 1-800-225-1581.

Fund portfolio holdings

The fund will file a complete schedule of its portfolio holdings with the SEC for the first and third quarters of each fiscal year on Form N-PORT within 60 days of the end of such fiscal quarter. Shareholders may obtain the fund's Form N-PORT from the SEC's website at www.sec.gov.

Fund information

Investment Manager

Putnam Investment Management, LLC
100 Federal Street
Boston, MA 02110

Investment Sub-Advisors

Putnam Investments Limited
16 St James's Street
London, England SW1A 1ER

The Putnam Advisory Company, LLC
100 Federal Street
Boston, MA 02110

Marketing Services

Putnam Retail Management
Limited Partnership
100 Federal Street
Boston, MA 02110

Investor Servicing Agent

Putnam Investments
Mailing address:
P.O. Box 219697
Kansas City, MO 64121-9697
1-800-225-1581

Custodian

State Street Bank and Trust Company

Legal Counsel

Ropes & Gray LLP

Independent Registered Public Accounting Firm

PricewaterhouseCoopers LLP

Trustees

Kenneth R. Leibler, *Chair*
Barbara M. Baumann, *Vice Chair*
Liaquat Ahamed
Katinka Domotorffy
Catharine Bond Hill
Jennifer Williams Murphy
Marie Pillai
George Putnam III
Robert L. Reynolds
Manoj P. Singh
Mona K. Sutphen
Jane E. Trust

The fund's Statement of Additional Information contains additional information about the fund's Trustees and is available without charge upon request by calling 1-800-225-1581.

