

## Putnam Core Equity Fund (PMYYX)

# A record of outperformance in an active strategy

The managers of Putnam Core Equity Fund invest in their best ideas in both growth and value stocks and across all capitalization sizes. Their approach has earned the fund a 5-star Overall Morningstar Rating and top 1% ranking versus its Morningstar peers, among 1,298 funds in the Large Blend category, based on risk-adjusted returns as of 12/31/23.

### Outperformance of active and passive peers

The fund ranked in the top 1% in the Morningstar Large Blend category, outperforming all of its active and passive peers since its inception through 12/31/23.

### Flexible “go anywhere” approach

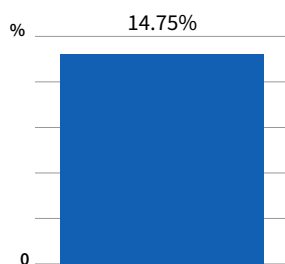
The managers can own companies through their entire growth cycles, without being forced to sell holdings due to style or size restraints.

### Managers with decades of experience

Gerard Sullivan has been a portfolio manager since 1995 and has managed this fund since its inception. Arthur Yeager became a portfolio manager for Putnam Core Equity Fund in 2017.

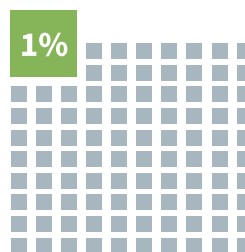
### The fund outperformed 100% of its peers

The fund ranked in the top 1% in the Morningstar Large Blend category as of 12/31/23.



**Annualized fund performance**

Since inception, as of 12/31/23



**Percentile ranking**

Morningstar Large Blend category, since inception, among 731 funds in the Large Blend category, as of 12/31/23

“We respect the core philosophy, but we’re not boxed in.”

— Jerry Sullivan

### Idea buckets: One component of the fund’s approach

The managers’ process utilizes “buckets” of idea generation. Here are some examples:

**Legacy names.** Stocks the managers have followed for decades. With deep knowledge of these businesses, the managers may spot opportunities that others overlook.

**Smart money.** Stocks with notable buying and selling activity by company insiders and other well-regarded investors. This may flag new ideas or provide early warning of trouble in a holding.

**Special situations.** Stocks that are tied to a differentiated story, such as busted IPOs, convertibles, or SPACs.

## Long-term outperformance

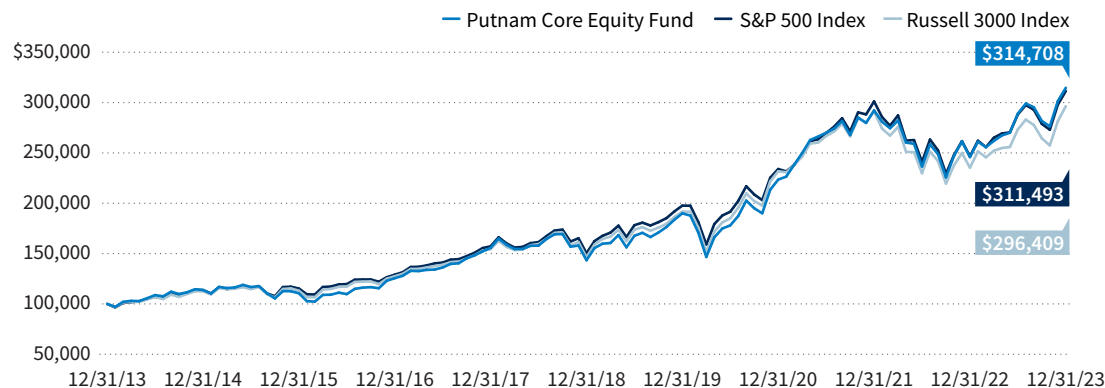
### Class Y shares

Inception 9/24/10	Putnam Core Equity Fund	Russell 3000 Index
1 year	27.99%	25.96%
3 years	12.08	8.54
5 years	17.03	15.16
10 years	12.15	11.48

Total expense ratio: 0.74%

Data as of 12/31/23.

## Growth of a hypothetical \$100,000 investment



Source: Putnam Investments.

Data as of 12/31/23.

Current performance may be lower or higher than the quoted past performance, which cannot guarantee future results. Share price, principal value, and return will vary, and you may have a gain or a loss when you sell your shares. Performance assumes reinvestment of distributions and does not account for taxes. For the most recent month-end performance, please visit [putnam.com](http://putnam.com). For a portion of the periods, this fund may have had expense limitations, without which returns would have been lower. Class Y shares are generally only available for corporate and institutional clients and have no initial sales charge.

The S&P 500® Index is an unmanaged index of common stock performance.

The Russell 3000® Index is an unmanaged index of the 3,000 largest U.S. companies. Indexes are unmanaged and do not incur expenses. You cannot invest directly in an index.

Frank Russell Company is the source and owner of the trademarks, service marks, and copyrights related to the Russell Indexes. Russell® is a trademark of Frank Russell Company.

The Morningstar Rating™ for funds, or “star rating,” is calculated for managed products (including mutual funds, variable annuity and variable life subaccounts, exchange-traded funds, closed-end funds, and separate accounts) with at least a 3-year history. Exchange-traded funds and open-ended mutual funds are considered a single population for comparative purposes. It is calculated based on a Morningstar Risk Adjusted Return measure that accounts for variation in a managed product’s monthly excess performance, placing more emphasis on downward variations and rewarding consistent performance. The top 10% of products in each product category receive 5 stars, the next 22.5% receive 4 stars, the next 35% receive 3 stars, the next 22.5% receive 2 stars, and the bottom 10% receive 1 star. The Overall Morningstar Rating for a managed product is derived from a weighted average of the performance figures associated with its 3-, 5-, and 10-year (if applicable) Morningstar Rating metrics. The weights are: 100% 3-year rating for 36–59 months of total returns, 60% 5-year rating/40% 3-year rating for 60–119 months of total returns, and 50% 10-year rating/30% 5-year rating/20% 3-year rating for 120 or more months of total returns. While the 10-year overall star rating formula seems to give the most weight to the 10-year period, the most recent 3-year period actually has the greatest impact because it is included in all three rating periods. Ratings do not take into account the effects of sales charges and loads. Putnam Core Equity Fund received 5, 5, and 4 stars for the 3-, 5-, and 10-year periods among 1,298, 1,191, and 897 Large Blend funds, respectively, as of 12/31/23.

**Consider these risks before investing:** Investments in small and/or midsize companies increase the risk of greater price fluctuations. Growth stocks may be more susceptible to earnings disappointments, and value stocks may fail to rebound. The value of investments in the fund’s portfolio may fall or fail to rise over extended periods of time for a variety of reasons, including general economic, political, or financial market conditions; investor sentiment and market perceptions; government actions; geopolitical events or changes; and factors related to a specific issuer, geography, industry, or sector. These and other factors may lead to increased volatility and reduced liquidity in the fund’s portfolio holdings.

Our investment techniques, analyses, and judgments may not produce the outcome we intend. The investments we select for the fund may not perform as well as other securities that we do not select for the fund. We, or the fund’s other service providers, may experience disruptions or operating errors that could have a negative effect on the fund. You can lose money by investing in the fund.

**Investors should carefully consider the investment objectives, risks, charges, and expenses of a fund before investing. For a prospectus, or a summary prospectus if available, containing this and other information for any Putnam fund or product, call your financial representative, go to [putnam.com](http://putnam.com) or call Putnam at 1-800-225-1581. Please read the prospectus carefully before investing.**

Putnam Retail Management, LP and Putnam Investments are Franklin Templeton companies. Putnam funds are not exchangeable for funds distributed by Franklin Distributors, LLC.

Distributed by Putnam Retail Management